



MEDIA INFORMATION
December 30, 2020 Charlotte, N.C.

2020 DUKE'S MAYO BOWL



Charlotte Sports Foundation

4250 Congress Street, Suite 900
Charlotte, NC 28209
(704) 644-4047 phone
www.dukesmayobowl.com



GENERAL INFORMATION

- 1 Table of Contents
- 1 Quick Facts
- 2 Charlotte Sports Foundation
- 3 Bowl Season
- 4 Duke's Mayonnaise
- 5 CSF Co-Captains

TEAM INFORMATION

- 6-8 Wake Forest University
- 9-11 University of Wisconsin

RECORD BOOK

- 48-49 Individual Records
- 50-51 Team Records
- 51 Scoring Records
- 52 Most Valuable Players
- 52 Head Coaching Results
- 52 Conference Results
- 52 School Results

BOWL HISTORY

- 12-13 2002 - Virginia 48, #15 West Virginia 22
- 14-15 2003 - Virginia 23, Pittsburgh 16
- 16-17 2004 - #25 Boston College 37, North Carolina 24
- 18-19 2005 - NC State 14, South Florida 0
- 20-21 2006 - #23 Boston College 25, Navy 24
- 22-23 2007 - Wake Forest 24, UConn 10
- 24-25 2008 - West Virginia 31, North Carolina 30
- 26-27 2009 - Pittsburgh 19, North Carolina 17
- 28-29 2010 - South Florida 31, Clemson 26
- 30-31 2011 - NC State 31, Louisville 24
- 32-33 2012 - Cincinnati 48, Duke 34
- 34-35 2013 - North Carolina 39, Cincinnati 17
- 36-37 2014 - #13 Georgia 37, #20 Louisville 14
- 38-39 2015 - Mississippi State 51, NC State 28
- 40-41 2016 - #18 Virginia Tech 35, Arkansas 24
- 42-43 2017 - Wake Forest 55, Texas A&M 52
- 44-45 2018 - Virginia 28, South Carolina 0
- 46-47 2019 - Kentucky 37, Virginia Tech 30

QUICK FACTS

NameDuke's Mayo Bowl
Date & TimeWednesday, Dec. 30, 2020, 12:00 p.m.
TeamsWake Forest (4-4) vs. Wisconsin (3-3)
LocationBank of America Stadium
Charlotte, N.C.
Title SponsorDuke's Mayonnaise
Game OperatorCharlotte Sports Foundation
Executive DirectorDanny Morrison

TelevisionESPN
Taylor Zarzour (Play by Play)
Matt Stinchcomb (Analyst)
Marty Smith (Sideline)
RadioFirst Team Radio
Travis Jones (Play by Play)
John Denton (Analyst)

Credits:

The 2020 Duke's Mayo Bowl Media Guide was created and edited by Frank Kay, Director of Communications, with assistance from the bowl staff, and the Wake Forest and Wisconsin sports information offices. Photos provided by - sports information offices, Duke's Mayonnaise and bowl archives (Jeff Williams, Fred Rose, Allen King, Jane Edwards, Miller Yoho and Frank Kay). Cover by Luv-Munkay Design.



CHARLOTTE SPORTS FOUNDATION



**Executive Director
Danny Morrison**

The Charlotte Sports Foundation is a 501(c)(3) created in 2013 to provide leadership for sports-based initiatives that enhance the economy and quality of life in the Charlotte region. CSF provides unique events and business opportunities around professional, collegiate and amateur sporting events, highlighted by the annual Duke's Mayo Bowl, as well as regular season Duke's Mayo Classic football games between East Carolina University and Appalachian State University, University of Georgia and Clemson University (2021) and the Universities of North Carolina and South Carolina (2023).

These efforts are intended to create a positive economic impact in the region, as well as to enhance the quality of life.

The organization's board of directors is comprised of regional business, industry and civic leaders who have a track record of bringing sports and economic development to the area.

Fans can visit the local organizing committee's official website, www.charlottesports.org, for more information about the games and events in the city of Charlotte.



BOARD OF DIRECTORS

Kendall Alley, Wells Fargo

Heath Campbell, Truist

Derick Close, Springs Creative

Chris Clunie, Davidson College

Dena Diorio, Mecklenburg County

Sheldon Francis, Barings

John Giannuzzi, Deloitte

Tom Glick, Carolina Panthers

Johnny Harris, Lincoln Harris

Mike Hill, Charlotte 49ers Athletics

Marcus Jones, City of Charlotte

Luke Kissam, Albemarle Corp.

Janet LaBar, CLT Regional Business Alliance

Steve Luquire, Luquire George Andrews

Danny Morrison, CSF

Tom Murray, CRVA

Jon Pollack, Consultant

Jimmy Rayburn, Raycom Sports

Mark Schuler, Accenture

Andrea Smith, Bank of America

Marcus Smith, Charlotte Motor Speedway

Michael Smith, Center City Partners

Ron Smith, McMillan Pazdan Smith




Adam Sperling, PGA TOUR

Will Webb, CSF

Ed Weisiger, Carolina CAT

Fred Whitfield, Charlotte Hornets

Steve Young, Duke Energy



BOWL SEASON™

A CELEBRATION OF COLLEGE FOOTBALL

Bowl Season is the collective coalition of the 44 bowl games played in the traditional college football postseason. Dubbed "A Celebration of College Football," Bowl Season promotes the grand tradition of the bowl system and its endearing value to student-athletes. It also highlights the broader university and college communities, including spirit squads, marching bands, athletic staff and fans. A nonprofit, Bowl Season spotlights the distinctiveness of each of the bowl games along with their histories and traditions, embracing and honoring the bowl experience for present and future generations.

For more information visit **BOWLSEASON.com**



DUKE'S MAYONNAISE

OUR HISTORY



Eugenia Thomas was born in Columbus, Georgia in 1881, the youngest of ten children. Her father, a tailor, owned his own shop and no doubt contributed to Eugenia's knack for business in her early years. In 1900, 19-year-old Thomas married Harry Duke, and their daughter Martha was born a year later. Nearly a decade later, the family relocated to Greenville, South Carolina for Harry's new job at Southern Power Company.

During the early 1900s, Greenville thrived as a central point of the southern textile industry. The city's booming economy laid the foundation for Eugenia Duke's future business to take off. When the United States joined the Allies in 1917, an influx of soldiers arrived in Greenville to train at Camp Sevier, a National Guard Training Camp that operated from 1917 until early in 1919.

It was at Camp Sevier that the Duke's Mayonnaise legacy began. Noting the hardworking, hungry soldiers-in-training, Eugenia Duke began selling sandwiches slathered with her homemade mayonnaise starting in 1917. Popular favorites like chicken salad, pimento cheese, and egg salad cost a dime each, and Duke made a profit of 2 cents per sandwich – about 40 cents in today's dollars. On the day that Eugenia sold her 11,000th sandwich, she invested in a delivery truck that enabled her to distribute her increasingly popular sandwiches to more people than ever before. Eugenia's sandwiches and the mayonnaise that gave them their special flavor were so unforgettably delicious that years after they'd left the camp, soldiers wrote to Eugenia begging for her sandwich recipes and jars of her delectable spread.

Greenville locals noticed how famous Eugenia's sandwiches were becoming at the camp and began asking where they could buy Duke's sandwiches in town. After the war ended, Eugenia began selling her sandwiches at local drugstores including Carpenter Brothers, Community Drug Store, and Greenville Pharmacy. Then she converted the first floor of Greenville's historic Otteray Hotel into Duke's Tea Room, where she sold her sandwiches and a variety of side dishes. By the early 1920s, word of Eugenia's delicious sandwiches was spreading rapidly. The kitchen in Eugenia's Manly Street home was too small to keep up with all the orders she received, so she built a separate kitchen building on her property to keep up with the sandwich requests that flooded in every week.

In 1923, Eugenia's top salesman, C.B. Boyd, noticed something important. Eugenia's classic and simple sandwiches were delicious, but it was her tangy spread that was truly distinctive and kept people wanting more. Though her sandwich enterprise was still flourishing, Boyd urged Duke to shift her efforts to the mayonnaise that made her sandwiches so flavorful. As a result, Duke began selling her mayonnaise as a separate product. Together with her accountant J. Allen Hart, Duke opened an office on the South Main Street in Greenville's West End and began producing her original mayonnaise in an old coach factory building next to the Reedy River. Sure enough, Duke's Mayonnaise took off and Eugenia sold her sandwich business to Hart in order to focus her attention solely on the spread. The sandwich operation, named Duke Sandwich Company, still operates in Greenville today.

By 1929, Eugenia was struggling to keep up with the ever-increasing demand for her famous mayonnaise. C.B. Boyd advised Duke to sell her business, and The C.F. Sauer Company – another family-owned and operated business – was happy to take over and continue spreading Duke's across the United States. Eugenia served as C.F. Sauer's mayonnaise spokeswoman, but eventually left South Carolina for California to be closer to her daughter. Always the businesswoman, Duke revived her sandwich-selling enterprise in California and sold her homemade sandwiches to local drugstores and cafes. She operated under the name the Duchess Sandwich Company.

Until the 1960s, The C.F. Sauer Company promoted Duke's Mayonnaise and Sauer's spices side by side. The Joan Brooks Show, which aired dur-

ing the late 1940s and was broadcasted all the way to Miami, introduced Duke's and Sauer's products to families throughout the southeast. Sponsored solely by C.F. Sauer (and eventually renamed The Sauer Show), The Joan Brooks Show featured popular musicians and actors like Wilson Angel and Hollace Shaw. Fans flocked to Richmond's Mosque Theater to enjoy the live show, which featured luxurious giveaways like refrigerators and fine china. In addition to her appearances on The Joan Brooks Show, Hollace Shaw was the face of C.F. Sauer's The House of Sauer television advertisements. In the ads, Shaw played the role of a wise homemaker eager to educate viewers about new, en vogue recipes that used Duke's and Sauer's products.

Throughout the 1960s, The C.F. Sauer Company continued to grow Duke's distribution and popularity, developing it into the brand you know and love today. During the mid-1980s and 1990s, Duke's Greenville, South Carolina plant underwent extensive improvements and a major expansion and light mayonnaise joined Duke's family of products. In 2003, Duke's introduced the squeeze bottle, an innovation that revolutionized mayonnaise packaging. Another packaging revolution followed soon thereafter as companies began to replace their glass jars with more economical plastic ones. Duke's was quick to follow suit, adopting a plastic jar in 2006.

For its 90th anniversary in 2007, Duke's launched a Taste Tour with its mobile kitchen and visited a variety of food shows and minor league baseball games throughout the southeast. The Taste Tour has since expanded to St. Louis and the surrounding area, and the trailer visits multiple family food festivals every summer.

Also in 2007, the "smooth and creamy" red ribbon was added to the label. The label was originally intended to mark the anniversary year, but Duke's fans loved it so much that it remains on the jar label to this day. Another noteworthy change came in 2009, when many major mayonnaise brands switched from their classic 32-ounce jars to 30-ounce jars. In keeping with tradition, Duke's refused to downsize and continues to sell mayonnaise in full 32-ounce jars.

Duke's continues to innovate, introducing light mayonnaise with olive oil in 2012 and a 1-cup squeezable pouch in 2015. Duke's 1-cup pouch quickly gained popularity for its simplicity and portability. It's perfect for 1-cup recipes and is easy to pack for a picnic or share at a cookout.

In recent years, Duke's has embraced its cult following throughout the southeast. Jingle and testimonial fan contests, a feature in the Pimento Cheese Please documentary, a brand ambassador program, and sponsorship of local events like the Hanover Tomato Festival and Broad Appétit in the Richmond, Virginia area have brought Duke's closer to its fan base than ever before.

Duke's celebrated its 100th anniversary in April 2017 with a new jar label, recipe contest, a fan-designed special edition t-shirt contest, and a celebration in Duke's hometown, Greenville, South Carolina.

Over the past 100 years, Duke's has cultivated a vibrant history of commitment to family recipes, traditions, and authenticity. This commitment is the reason that our fans love to keep the Duke's legacy alive.

In 2019, Falfurrias Capital Partners of Charlotte, North Carolina, acquired Duke's Mayonnaise and its parent company, The C.F. Sauer Company. The new owners grew up on Duke's Mayonnaise and are loyal fans of the spread.



Football so good you can taste it.



CHARLOTTE SPORTS FOUNDATION WOULD LIKE TO THANK OUR CO-CAPTAINS

EXECUTIVE DIAMOND



DIAMOND



PLATINUM



BRONZE



DukesMayoBowl.com



WAKE FOREST

Quick Facts

Name:Wake Forest University
 Location:Winston-Salem, North Carolina
 Founded:1834
 President:Dr. Nathan O. Hatch
 Athletic Director:John Currie
 Enrollment:5,287
 Nickname:Demon Deacons
 Colors:Old Gold and Black
 Bowl Record:9-5



Head Coach DAVE CLAWSON



CLAWSON'S HEAD COACHING RECORD

Year	School	W	L	Bowl
1999	Fordham	0	11	
2000	Fordham	3	8	
2001	Fordham	7	4	
2002	Fordham	10	3	FCS QF
2003	Fordham	9	3	
2004	Richmond	3	8	
2005	Richmond	9	4	FCS QF
2006	Richmond	6	5	
2007	Richmond	11	3	FCS Semi
2009	Bowling Green	7	6	Humanitarian
2010	Bowling Green	2	10	
2011	Bowling Green	5	7	
2012	Bowling Green	8	5	Military
2013	Bowling Green	10	3	Little Caesars
2014	Wake Forest	3	9	
2015	Wake Forest	3	9	
2016	Wake Forest	7	6	Military
2017	Wake Forest	8	5	Belk
2018	Wake Forest	7	6	Birmingham
2019	Wake Forest	8	5	Pinstripe
2020	Wake Forest	4	4	Duke's Mayo
Overall		130	124	8 Bowls

2020 Results

Date	Opponent	Score
Sept. 12	#1 CLEMSON*	L, 37-13
Sept. 19	at NC State*	L, 45-42
Sept. 26	vs. #7 Notre Dame*	Post./Can.
Oct. 2	CAMPBELL	W, 66-14
Oct. 17	VIRGINIA*	W, 40-23
Oct. 24	#19 VIRGINIA TECH*	W, 23-16
Oct. 31	at Syracuse*	W, 38-14
Nov. 14	at North Carolina*	L, 59-53
Nov. 21	at Duke*	Cancelled
Dec. 12	at Louisville*	L, 45-21
Dec. 19	FLORIDA STATE*	Cancelled

Record: 4-4 overall, 3-4 ACC*

COACHING STAFF

Dave Clawson.....Head Coach
 Kevin Higgins.....Assoc. Head Coach/WR
 Dave Cohen.....Asst. HC for Defense/Defensive Line
 Warren Ruggiero.....Offensive Coordinator/QB
 Lyle Hemphill.....Defensive Coordinator/Safeties
 Wayne Lineburg.....Special Teams Coordinator/TE
 Ryan Crawford.....Asst. Special Teams/Rovers
 John Hunter.....Running Backs
 Nick Tabacca.....Offensive Line
 Greg Jones.....Linebackers
 Paul Williams.....Cornerbacks

DEMON DEACONS



DEPTH CHART OFFENSE

Pos	No	Name	Ht, Wt, Yr.
TE	23	Brandon Chapman	6-5, 249, R-Sr.
	85	Blake Whiteheart	6-4, 237, R-So.
T	50	Zach Tom	6-5, 305, R-Jr.
	71	C.J. Elmonus	6-7, 290, R-Fr.
G	79	Sean Maginn	6-3, 305, R-Jr.
	76	Allan Rappleyea	6-5, 295, R-Jr.
C	55	Michael Jurgens	6-4, 295, R-So.
	66	Goran Jovanovic	6-4, 291, R-Jr.
G	59	Loic Ngassam Nya	6-3, 305, R-Jr.
	60	Taleni Suhren	6-4, 297, R-Sr.
T	53	Je'Vionte' Nash	6-3, 298, R-Sr.
	62	DeVonte Gordon	6-5, 305, R-Fr.
WR	83	Taylor Morin	5-10, 174, R-Fr.
	13	Nolan Groulx	6-0, 194, R-Fr.
WR	7	Donavon Greene	6-2, 198, R-Fr.
	89	A.T. Perry	6-5, 212, R-So.
	2	Donald Stewart	6-4, 206, Gr.
or	80	Jahmal Banks	6-4, 216, Fr.
WR	5	Jaquarii Roberson	6-1, 182, R-Jr.
	81	Ke'Shawn Williams	5-10, 189, Fr.
QB	10	Sam Hartman	6-1, 215, R-So.
	15	Michael Kern	6-2, 187, R-Fr.
	12	Mitch Griffis	5-11, 196, Fr.
RB	26	Christian Beal-Smith	5-10, 201, R-Jr.
	14	Justice Ellison	5-10, 203, Fr.

DEFENSE

Pos	No	Name	Ht, Wt, Yr.
DE	40	Rondell Bothroyd	6-4, 275, R-So.
	93	Isaiah Chaney	6-4, 262, R-Fr.
DT	1	Sulaiman Kamara	6-2, 300, R-Sr.
	51	Will Smart	6-4, 270, R-Fr.
DT	11	Miles Fox	6-1, 286, Gr.
	44	Justin Williams	6-2, 280, R-Fr.
DE	4	Ja'Corey Johns	6-4, 251, R-So.
	97	Royce Francis	6-3, 260, R-So.
LB	8	Ja'Cquez Williams	6-2, 220, R-Sr.
	21	Chase Jones	6-1, 224, So.
	46	DJ Taylor	6-1, 245, R-Jr.
LB	5	Ryan Smenda	6-2, 235, Jr.
	58	Chase Monroe	6-2, 228, R-Jr.
	15	Jaylen Hudson	6-3, 237, R-Fr.
OLB	17	Traveon Redd	6-0, 205, R-Sr.
	22	AJ Williams	5-11, 194, R-Fr.
CB	6	Ja'Sir Taylor	5-10, 187, Sr.
	0	Tyriq Hardimon	6-0, 194, R-Jr.
CB	29	Caelen Carson	6-0, 182, Fr.
	10	Kenneth Dicks III	6-0, 200, R-So.
S	45	Nick Andersen	5-11, 185, Fr.
	20	Coby Davis	5-11, 195, R-Jr.
S	12	Luke Masterson	6-2, 220, R-Sr.
	28	Zion Keith	6-1, 186, R-So.
	39	Keegan Good	6-0, 199, R-Sr.

SPECIAL TEAMS

Pos	No	Name	Ht, Wt, Yr.
PK	4	Nick Sciba	5-9, 188, Jr.
	42	Jack Crane	6-2, 197, Gr.
P	96	Ivan Mora	6-0, 176, R-Fr.
	88	Zach Murphy	6-0, 189, R-Jr.
LS	90	Jacob Zuhr	6-0, 205, Fr.
	50	Will Cobb	5-10, 201, Fr.
H	88	Zach Murphy	6-0, 189, R-Jr.
	11	Ian Driscoll	5-10, 177, R-Jr.
KR	7	Donavon Greene	6-2, 198, R-Fr.
	81	Ke'Shawn Williams	5-10, 189, Fr.
PR	83	Taylor Morin	5-10, 174, R-Fr.
	13	Nolan Groulx	6-0, 194, R-Fr.

r - redshirt

2020 STATISTICS

TOTAL OFFENSE	G	Plays	Rush	Pass	Total	Avg	
Sam Hartman	8	294	-9	1906	1897	237.1	
Christian Beal-Smith	8	121	650	0	650	81.2	
Kenneth Walker	7	119	579	0	579	82.7	
PASSING	G	Comp-Att-Int	Pct	Yds	TD	Avg	
Sam Hartman	8	139-236-1	58.9	1906	10	238.2	
Michael Kern	4	10-16-0	62.5	192	0	48.0	
RUSHING	G	Rush	Yards	Avg	TD	LP	Avg/G
Christian Beal-Smith	8	121	650	5.4	4	58	81.2
Kenneth Walker	7	119	579	4.9	13	75	82.7
RECEIVING	G	Rec	Yards	Avg	TD	LP	Avg/G
Jaquarii Roberson	8	54	795	14.7	5	80	99.4
Taylor Morin	8	27	314	11.6	3	32	39.2
Donavon Greene	7	23	460	20.0	2	41	65.7
A.T. Perry	6	15	211	14.1	1	40	35.2
SCORING	TD	FG	2x	PAT	Pts		
Kenneth Walker	13	-	-	-	78		
Nick Sciba	-	14-17	-	31-31	73		
Jaquarii Roberson	5	-	1	-	32		
Christian Beal-Smith	4	-	-	-	24		
PUNTING	No	Yards	Avg	LP	Blocked		
Ivan Mora	36	1473	40.9	66	0		
RETURNS	PUNT			KICK			
	No	Yds	Avg	No	Yds	Avg	
Taylor Morin	9	87	9.7				
Donavon Greene				7	238	34.0	
Ke'Shawn Williams				4	66	16.5	
Christian Beal-Smith				3	32	10.7	
DEFENSIVE	UT	AT	Total	TFL	Sacks		
Ja'Cquez Williams	37	25	62	6.0-26	2.0-21		
Nick Andersen	40	15	55	.	.		
Traveon Redd	17	24	41	4.0-12	.		
Ja'Sir Taylor	32	8	40	1.0-1	.		
Ryan Smenda	20	16	36	2.5-11	1.0-8		
INTERCEPTIONS	No	Yds	Avg	TD	LP		
Nick Andersen	3	0	0.0	0	0		
Ja'Sir Taylor	2	45	22.5	1	45		
TEAM STATISTICS	WF			OPP			
Scoring (Avg)	296 (37.0)			253 (31.6)			
First Downs	184			190			
Rushing Yards	1,357			1,528			
Rushing Attempts	345			321			
Passing Yards	2,126			2,127			
Comp-Att-Int	151-258-1			176-278-12			
Total Offense	3,483			3,655			
Avg Yards Per Game	435.4			456.9			
Fumbles-Lost	6-2			10-4			
Penalties-Yards	43-375			52-497			
3rd Down Conv/Pct	49-122/40%			49-114/43%			
Touchdowns Scored	36			31			



WAKE FOREST

NUMERICAL ROSTER

No.	Name	Pos.
0	Tyriq Hardimon	DB
1	Sulaiman Kamara	DL
2	Donald Stewart	WR
3	Nasir Greer	DB
4	Ja'Corey Johns	PK
5	Nick Sciba	WR
5	Jaquarii Roberson	WR
6	Ryan Smenda, Jr.	LB
6	Ja'Sir Taylor	DB
7	Donavon Greene	WR
7	Tyler Williams	DL
8	Ja'Cquez Williams	LB
10	Kenneth Dicks III	DB
10	Sam Hartman	QB
11	Ian Driscoll	WR
11	Miles Fox	DL
12	Luke Masterson	DB
12	Mitch Griffis	QB
13	Nolan Groulx	WR
14	Justice Ellison	RB
15	Shamar McCollum	DL
15	Jaylen Hudson	LB
15	Michael Kern	QB
17	Leo Kelly	QB
17	Traveon Redd	DB
18	Cody Cater	QB
18	Trey Rucker	DB
20	Cameron Hite	TE
20	Cody Davis	DB
21	Chase Jones	LB
22	A.J. Williams	TE
23	Brandon Chapman	LB
23	Jack Riely	DB
24	Gavin Holmes	DB
25	JJ Roberts	DB
26	Christian Beal-Smith	RB
27	Isaiah Isaac	DB
28	Quinton Cooley	RB
28	Zion Keith	DB
29	Caelen Carson	DB
30	Ahmani Marshall	RB
30	Jasheen Davis	DL
32	Jarrett Brown	WR
32	Jeff Burley	LB
34	Will Drawdy	RB
34	Zach Ranson	DB
35	J.D. Kavel	WR
35	Kendron Wayman	DL
36	Jackson Hensley	WR
36	Jarrett Alston, Jr.	DB
37	Chelen Garnes	DB
37	Jake Porter	RB
39	Keegan Good	DB
40	Connor Hebbeler	TE
40	Rondell Bothroyd	DL
41	Graham Murphey	TE
42	Jack Crane	K
42	James Ash	66
43	Anthony D'Angelo	DB
44	Tommy Tight	WR
44	Justin Williams	DL
45	Nick Andersen	DB
46	D.J. Taylor	LB
48	Alex Murphey	ATH
48	Jack Connelly	TE
49	Alec Rowan	TE
49	Malik Puryear	DL
50	Kirk Holton	LS
50	Zach Tom	OL
51	Will Smart	DL
51	Spencer Clapp	OL
53	Je'Vionte' Nash	OL
54	Will Cobb	LS
55	John Peterson III	OL
55	Michael Jurgens	OL
56	Mark Balbis	LB
57	Sean Mundie	LB
58	Chase Monroe	LB
59	Jonathan Saklad	DL
59	Loic Ngassam Nya	DL
60	Taleni Suhren	OL
62	DeVonte Gordon	OL
65	Shane Stroyke	OL
66	Goran Jovanovic	OL
67	Trey Turner	OL
68	Thomas Grippo	OL
71	C.J. Elmonus	OL
72	Luke Pettibon	OL
73	Zach Vaughan	OL
75	Terrance Davis	OL
76	Allan Rappleyea	OL
77	George Sell	OL
78	Christian Forbes	OL
79	Sean Maginn	OL
80	Jahmal Banks	WR
81	Ke'Shawn Williams	WR
82	Trey Boll	TE
83	Taylor Morin	WR
85	Blake Whiteheart	TE
86	Michael Frogge	TE
87	Teddy Centofanti	WR
88	Andy Elkins	WR
88	Zach Murphy	PK/P
89	A.T. Perry	WR
90	Jacob Zuhr	LS
91	Mike Allen	DL
92	Adam Winter	DL
93	Isaiah Chaney	K
94	Tony Benish	DL
95	Dion Bergan, Jr.	DL
96	Claude Bragg	DL
96	Ivan Mora	P/PK
97	Royce Francis	DL
98	Cameron Lischke	PK
98	Wyatt Crespi	DL
99	Tyric Swennie	DL

WAKE FOREST DEMON DEACONS

No.	Name	Pos.	Ht.	Wt.	Yr.	Hometown	High School/ Previous School
91	Mike Allen	DL	6-5	284	R-Jr.	Sugar Hill, GA	Lanier
36	Jarrett Alston, Jr.	DB	5-8	170	R-Fr.	Temple Hill, MD	St. John's College
45	Nick Andersen	DB	5-11	185	Fr.	Clifton, VA	Centreville
42	James Ash	DL	6-3	285	Fr.	Tampa, FL	Chamberlin
56	Mark Balbis	LB	6-1	215	Fr.	Jupiter, FL	Jupiter
80	Jahmal Banks	WR	6-4	216	Fr.	Bethesda, MD	St. Frances Academy
26	Christian Beal-Smith	RB	5-10	201	R-Jr.	Winston-Salem, NC	East Forsyth
95	Dion Bergan, Jr.	DL	6-1	298	Jr.	Kissimmee, FL	Osceola
82	Trey Boll	TE	6-4	218	Fr.	Richmond, VA	Collegiate
40	Rondell Bothroyd	DL	6-4	275	R-So.	Manchester, CT	E.O. Smith
96	Claude Bragg	DL	6-4	220	Fr.	Davidson, NC	Community School of Davidson
32	Jarrett Brown	WR	6-0	180	R-Fr.	Flower Mound, TX	Marcus
32	Jeff Burley	LB	6-2	219	R-Jr.	Jackson, GA	Jackson
29	Caelen Carson	DB	6-0	182	Fr.	Waldorf, MD	North Point
18	Cody Cater	QB	6-1	189	Fr.	Charlotte, NC	Providence Day School
87	Teddy Centofanti	WR	5-11	184	R-So.	Winchester, MA	Winchester
93	Isaiah Chaney	DL	6-4	262	R-Fr.	Cartersville, GA	Cartersville
23	Brandon Chapman	TE	6-5	249	R-Sr.	Grove City, OH	Grove City
52	Spencer Clapp	OL	6-6	295	R-Jr.	Gibsonville, NC	Eastern Guilford
54	Will Cobb	LS	5-10	201	Fr.	Matthews, NC	Weddington
48	Jack Connelly	TE	6-6	215	R-Fr.	Palos Verdes, CA	Chadwick
28	Quinton Cooley	RB	5-9	208	Fr.	Bailey, NC	Southern Nash
42	Jack Crane	K	6-2	197	Gr.	Sammamish, WA	Skyline/ Washington State
98	Wyatt Crespi	DL	6-1	247	Fr.	Concord, CA	De La Salle
20	Cody Davis	DB	5-11	195	R-Jr.	Upper Marlboro, MD	Maret School
30	Jasheen Davis	DL	6-3	243	Fr.	Snellville, GA	Shiloh
75	Terrance Davis	OL	6-3	325	Gr.	Temple Hills, MD	DeMatha Catholic/ Maryland
10	Kenneth Dicks III	DB	6-0	200	R-So.	Suwanee, GA	Lambert
11	Ian Driscoll	WR	5-10	177	R-Jr.	Garden City, NY	Holderness School
88	Andy Elkins, Jr.	WR	6-1	193	R-Fr.	Cambridge, Mass.	Buckingham Browne & Nichols
14	Justice Ellison	RB	5-10	203	Fr.	Oakton, VA	The Flint Hill School
71	CJ Elmonus	OL	6-7	290	R-Fr.	Fairview, NC	A.C. Reynolds
78	Christian Forbes	DL	6-4	260	Fr.	Plainsboro, NJ	Lawrenceville School
11	Miles Fox	DL	6-1	286	Gr.	Lawrenceville, GA	Collins Hill/ Old Dominion
97	Royce Francis	DL	6-3	260	R-So.	Acworth, GA	Allatoona
86	Michael Frogge	TE	6-5	227	Fr.	Greensboro, NC	Northern Guilford
37	Chelen Garnes	DB	5-11	202	So.	Waldorf, MD	North Point/ Navy
39	Keegan Good	DB	6-0	199	R-Sr.	Pinehurst, NC	Pinecrest
62	DeVonte Gordon	OL	6-5	305	R-Fr.	Washington, DC	Maret School
7	Donavon Greene	WR	6-2	198	R-Fr.	Mount Airy, NC	Mount Airy
7	Nasir Greer	DB	6-0	202	Jr.	Stockbridge, GA	Stockbridge
12	Mitch Griffis	QB	5-11	196	Fr.	Ashburn, VA	Broad Run
68	Thomas Grippo	OL	6-3	260	Fr.	Kinnelon, NJ	Seton Hall Prep
13	Nolan Groulx	WR	6-0	194	R-Fr.	Cornelius, NC	Hough
0	Tyriq Hardimon	DB	6-0	194	R-Jr.	Marietta, GA	Lassiter
10	Sam Hartman	QB	6-1	215	R-So.	Charlotte, NC	Oceanside Collegiate (SC)
40	Connor Hebbeler	TE	6-2	235	R-Jr.	Franklin Lakes, NJ	Bergen Catholic
36	Jackson Hensley	WR	6-0	195	Fr.	Pikeville, KY	Pikeville
20	Cameron Hite	TE	6-3	236	R-Fr.	Greenville, TN	Greenville
24	Gavin Holmes	LB	5-11	166	Fr.	New Orleans, LA	Archbishop Rummel
50	Kirk Holton	DS	5-11	213	Fr.	Winston-Salem, NC	Blair Academy
15	Jaylen Hudson	LB	6-3	237	R-Fr.	Fayetteville, NC	Cape Fear
27	Isaiah Isaac	DB	5-10	174	R-So.	Buford, GA	Buford
4	Jacorey Johns	DE	6-4	251	R-So.	Cartersville, GA	Cartersville
21	Chase Jones	LB	6-1	224	So.	Warren, NJ	St. Peter's Prep
66	Goran Jovanovic	OL	6-4	291	R-Jr.	Ashburn, VA	Paul VI Catholic
55	Michael Jurgens	OL	6-4	295	R-So.	Damascus, MD	Damascus
1	Sulaiman Kamara	DL	6-2	300	R-Sr.	Richmond, VA	Hermitage
35	JD Kavel	WR	6-2	198	R-Fr.	Johns Creek, GA	Wesleyan
28	Zion Keith	DB	6-1	186	R-So.	Florence, SC	Wilson
17	Leo Kelly	QB	6-3	230	R-Fr.	Monkton, MD	St. Paul's
15	Michael Kern	QB	6-2	187	R-Fr.	Orlando, FL	Lake Nona
98	Cameron Lischke	PK	6-0	193	R-So.	Kernersville, NC	East Forsyth
79	Sean Maginn	OL	6-3	305	R-Jr.	Suwanee, GA	North Winnett
30	Ahmani Marshall	RB	6-2	210	Fr.	Winston-Salem, NC	East Forsyth
12	Luke Masterson	DB	6-2	220	R-Sr.	Naples, FL	Gulf Coast
14	Shamar McCollum	DL	6-4	222	So.	Hamer, SC	Dillon
58	Chase Monroe	LB	6-2	228	R-Jr.	Huntersville, NC	Davidson Day
96	Ivan Mora	PK	6-0	176	R-Fr.	Dalton, GA	Dalton
83	Taylor Morin	WR	5-10	174	R-Fr.	Centreville, VA	Westfield
57	Sean Mundie	LB	5-11	215	Fr.	Leesburg, VA	Riverside
48	Alex Murphey	DB	5-11	200	R-So.	Naples, FL	Community School of Naples
41	Graham Murphey	TE	6-2	230	Fr.	Naples, FL	Community School of Naples
88	Zach Murphy	PK	6-0	189	R-Jr.	Raleigh, NC	Ravenscroft
53	Je'Vionte' Nash	OL	6-3	298	R-Sr.	Orange Park, FL	Oak Leaf
59	Loic Ngassam Nya	OL	6-3	305	R-Jr.	Silver Spring, MD	Springbrook
89	A.T. Perry	WR	6-5	212	R-So.	Lake Worth, FL	Park Vista Community
41	John Peterson III	DB	5-11	188	Fr.	Elon, NC	Episcopal
72	Luke Pettibon	OL	6-2	290	Fr.	Annapolis, MD	Gonzaga College
37	Jack Porter	RB	5-10	175	Fr.	Chagrin Falls, OH	Kenston
49	Malik Puryear	DL	6-5	245	Fr.	Greensboro, NC	High Point Christian Academy
34	Zach Ranson	DB	6-2	224	R-Fr.	Snellville, GA	St. Pius X Catholic
76	Allan Rappleyea	OL	6-5	295	R-Jr.	Millbrook, NY	Milton Academy
17	Traveon Redd	DB	6-0	205	R-Sr.	Martinsville, VA	Magna Vista
23	Jack Riely	LB	5-10	188	R-Jr.	Pittsburgh, PA	Central Catholic
5	Jaquarii Roberson	WR	6-1	182	R-Jr.	Murfreesboro, NC	Hertford County
25	J.J. Roberts	DB	5-11	186	Fr.	Hurricane, WV	Cabell Midland
73	Zach Vaughan	TE	6-3	274	R-So.	Indian Trail, NC	Metrolina Christian
18	Trey Rucker	DB	6-1	205	So.	Fairfax, VA	Flint Hill School
59	Jonathan Saklad	DL	6-2	243	Fr.	Wyndham, NH	St. Paul's
4	Nick Sciba	PK	5-9	188	Jr.	Clover, SC	Clover
77	George Sell	OL	6-4	285	Fr.	Chagrin Falls, OH	Kenston
51	Will Smart	DL	6-4	270	R-Fr.	Milford, NJ	Delbarton School
5	Ryan Smenda, Jr.	LB	6-2	235	Jr.	Orange Park, FL	Fleming Island
2	Donald Stewart	WR	6-4	206	Gr.	Elizabeth, NJ	Paramus Catholic/ Stanford
65	Shane Stroyke	OL	6-4	339	Fr.	Hermosa Beach, CA	Loyola
60	Taleni Suhren	OL	6-4	297	R-Sr.	Charlotte, NC	Ardrey Kell
99	Tyric Swennie	DL	6-0	261	R-So.	Durham, NC	Northern Durham
46	DJ Taylor	LB	6-1	245	R-Jr.	Belvidere, TN	Huntland
6	Ja'Sir Taylor	DB	5-10	187	Sr.	Asbury Park, NJ	Brick Township
43	Tommy Tight	WR	5-10	189	Fr.	Winter Park, FL	Trinity Prep
50	Zach Tom	OL	6-5	305	R-Jr.	Prairieville, LA	Catholic
67	Trey Turner	OL	6-3	274	R-So.	Peartree, GA	Woodward Academy
73	Zach Vaughan	DL	6-6	270	Fr.	Milton, MA	Milton Academy
35	Kendron Wayman	DL	6-4	240	Fr.	Denton, MD	North Caroline
85	Blake Whiteheart	TE	6-4	237	R-So.	Winston-Salem, NC	Mount Tabor
22	AJ Williams	DB	5-11	194	R-Fr.	Bamberg, SC	Bamberg-Ehrhardt
8	Ja'Cquez Williams	LB	6-2	220	R-Sr.	Hinesville, GA	Liberty County
44	Justin Williams	DL	6-2	280	R-Fr.	Seffner, FL	Armwood
81	Ke'Shawn Williams	WR	5-10	189	Fr.	Philadelphia, PA	Springside Chestnut Hill Academy
7	Tyler Williams	DL	6-2	295	R-Jr.	West Palm Beach, FL	Oxbridge Academy
92	Adam Winter	DL	6-3	271	R-Jr.	St. Louis, MO	De Smet Jesuit
90	Jacob Zuhr	LS	6-0	205	Fr.	Oviedo, FL	Hagerty

R - redshirt

WISCONSIN



NUMERICAL ROSTER

No.	Name	Pos.
1	Faion Hicks	CB
2	Chase Wolf	QB
3	Kendric Pryor	WR
4	Donte Burton	CB
5	Graham Mertz	QB
6	Dean Engram	CB
7	Danny Davis	WR
7	Spencer Lytle	OLB
8	Jalen Berger	RB
8	Deron Harrell	CB
9	Scott Nelson	S
10	Stephan Bracey	WR
11	Alexander Smith	CB
12	Titus Toler	S
12	Daniel Wright	QB
13	Chimere Dike	WR
14	Nakia Watson	RB
15	John Torchio	S
15	Danny Vanden Boom	QB
16	Jack Dunn	WR
16	Amaun Williams	CB
17	Max Lofy	CB
18	Collin Wilder	S
19	Nick Herbig	OLB
19	Collin Larsh	K
20	Isaac Guerendo	RB
20	Semar Melvin	CB
21	Cooper Nelson	WR
21	Caesar Williams	CB
22	Jack Van Dyke	K
22	Haakon Anderson	WR
24	Adam Krumholz	WR
25	Eric Burrell	S
25	Isaac Smith	WR
26	Travian Blaylock	S
28	Quan Easterling	FB
28	Gavin Meyers	K/P
29	Brady Schipper	S
30	Tyler Mais	RB
31	Madison Cone	S
31	Jordan DiBenedetto	WR
32	Julius Davis	RB
32	Marty Strey	OLB
34	Ross Gengler	ILB
34	Mason Stokke	FB
36	Kobe Knaak	CB
37	Garrett Groshek	RB
37	Riley Nowakowski	OLB
38	Dante Caputo	S
38	Andy Vujnovich	P
39	Tatum Grass	ILB
39	Mike Gregoire	WR
41	Noah Burks	OLB
42	Jaylan Franklin	TE
43	Preston Zachman	ILB
44	John Chenal	FB
45	Leo Chenal	ILB
46	Gabe Lloyd	TE
46	Cole Dakovich	TE
49	Cam Large	TE
50	Logan Brown	TE
50	Izayah Green-May	OLB
51	Adam Bay	LS
51	Gio Paez	DE
52	Josh Bernhagen	LS
52	Kaden Johnson	OLB
53	Malik Reed	ILB
54	Jordan Turner	ILB
55	Maema Njongmeta	ILB
56	Rodas Johnson	DE
57	Jack Sanborn	ILB
58	Mike Maskalunas	ILB
59	Aaron Witt	OLB
60	Logan Bruss	OL
61	Dylan Barrett	OL
62	Cormac Sampson	OL
63	Tanor Bortolini	OL
63	Peter Bowden	LS
64	Sean Timmis	OL
65	Tyler Beach	OL
67	Jon Dietzen	OL
68	Ben Barten	OL
69	Aaron Vopal	OL
70	Josh Seltzer	OL
71	Cole Van Lanen	OL
73	Kerry Kodanko	OL
74	Michael Furtney	OL
75	Michael Balistreri	DE
76	Joe Tippmann	OL
76	Kayden Lyles	OL
77	Blake Smithback	OL
78	Trey Wedig	OL
79	Jack Nelson	OL
81	Taj Mustapha	WR
82	Jack Eschenbach	TE
84	Jake Ferguson	TE
85	Clay Cundiff	TE
86	Devin Chandler	WR
87	Hayden Rucci	TE
87	A.J. Abbott	WR
90	James Thompson Jr.	DE
91	Bryson Williams	NT
92	Matt Henningsen	DE
93	Garrett Rand	DE
94	Boyd Dietzen	DE
95	Keeanu Benton	NT
96	Cade McDonald	DE
96	Conor Schlichting	P
97	Isaiah Loudermilk	DE
98	C.J. Goetz	OLB
99	Isaiah Mullens	DE

WISCONSIN BADGERS

No.	Name	Pos.	Ht.	Wt.	Yr./El.	Hometown (High School/ Previous School)
89	Abbott, A.J.	WR	6-2	199	Jr./So.	Northville, Mich. (West Bloomfield)
24	Anderson, Haakon	WR	6-1	200	Fr./Fr.	Verona, Wis. (Verona)
52	Bernhagen, Josh	LS	6-2	245	Sr./Sr.	Madison, Wis. (La Follette)
75	Balistreri, Michael	DE	6-4	291	Sr./Jr.	Grafton, Wis. (University School of Milwaukee)
68	Barrett, Dylan	OL	6-5	306	Fr./Fr.	St. Charles, Ill. (East)
61	Barten, Ben	OL	6-5	285	Fr./Fr.	Stratford, Wis. (Stratford)
51	Bay, Adam	LS	6-0	234	Sr./Sr.	Mesa, Ariz. (Desert Ridge)
65	Beach, Tyler	OL	6-6	310	Sr./Jr.	Grafton, Wis. (Port Washington)
95	Benton, Keeanu	NT	6-4	318	So./So.	Janesville, Wis. (Craig)
8	Berger, Jalen	RB	6-0	210	Fr./Fr.	Newark, N.J. (Don Bosco Prep)
26	Blaylock, Travian	S	5-11	200	Jr./So.	Humble, Texas (Atascocita)
63	Bortolini, Tanor	OL	6-4	287	Fr./Fr.	Keweenaw, Wis. (Keweenaw)
63	Bowden, Peter	LS	6-2	230	So./Fr.	San Diego, Calif. (Francis Parker)
10	Bracey, Stephan	WR	5-10	172	So./Fr.	Grand Rapids, Mich. (East Kentwood)
50	Brown, Logan	OL	6-6	300	So./Fr.	Grand Rapids, Mich. (East Kentwood)
60	Bruss, Logan	OL	6-5	319	Sr./Jr.	Appleton, Wis. (Kimberly)
41	Burks, Noah	OLB	6-2	240	Sr./Sr.	Carmel, Ind. (Carmel)
25	Burrell, Eric	S	6-0	203	Sr./Sr.	Severn, Md. (McDonogh School)
4	Burton, Donte	CB	5-10	185	Jr./So.	Loganville, Ga. (Loganville)
38	Caputo, Dante	S	5-11	187	So./Fr.	Pittsburgh, Pa. (North Allegheny)
86	Chandler, Devin	WR	6-0	176	Fr./Fr.	Huntersville, N.C. (Hough)
44	Chenal, John	FB	6-2	247	Jr./Jr.	Grantsburg, Wis. (Grantsburg)
45	Chenal, Leo	ILB	6-2	255	So./So.	Grantsburg, Wis. (Grantsburg)
31	Cone, Madison	S	5-9	180	Sr./Sr.	Kernersville, N.C. (East Forsyth)
85	Cundiff, Clay	TE	6-3	246	So./Fr.	Wichita, Kan. (Bishop Carroll)
48	Dakovich, Cole	TE	6-5	252	Fr./Fr.	Waukesha, Wis. (Catholic Memorial)
7	Davis, Danny	WR	6-0	194	Fr./Fr.	Springfield, Ohio (Springfield)
32	Davis, Julius	RB	5-10	196	So./Fr.	Menomonee Falls, Wis. (Menomonee Falls)
31	DiBenedetto, Jordan	WR	6-0	189	Jr./So.	Stoughton, Wis. (Stoughton)
94	Dietzen, Boyd	DE	6-3	272	Jr./So.	Combined Locks, Wis. (Kimberly)
67	Dietzen, Jon	OL	6-6	319	Sr./Sr.	Black Creek, Wis. (Seymour)
13	Dike, Chimere	WR	6-1	193	Fr./Fr.	Waukesha, Wis. (North)
16	Dunn, Jack	WR	5-7	175	Sr./Sr.	Madison, Wis. (Edgewood)
28	Easterling, Quan	FB	6-3	229	So./Fr.	Akron, Ohio (Archbishop Hoban)
6	Engram, Dean	CB	5-9	168	So./Fr.	Columbia, Md. (Gonzaga College HS)
82	Eschenbach, Jack	TE	6-6	247	Jr./So.	Downers Grove, Ill. (Benet Academy)
84	Ferguson, Jake	TE	6-5	245	Sr./Jr.	Madison, Wis. (Memorial)
42	Franklin, Jaylan	TE	6-4	228	Jr./So.	Brownstown, Mich. (O.A. Carlson)
74	Furtney, Michael	OL	6-5	308	Jr./So.	Milan, Mich. (Milan)
34	Gengler, Ross	ILB	6-2	215	Fr./Fr.	Delavan, Wis. (Delavan-Darien)
98	Goetz, C.J.	OLB	6-3	241	Jr./So.	Muskego, Wis. (Catholic Memorial)
39	Grass, Tatum	ILB	6-2	230	So./Fr.	Holmen, Wis. (Holmen)
50	Green-May, Izayah	OLB	6-6	232	Sr./Jr.	Bolingbrook, Ill. (Bolingbrook)
39	Gregoire, Mike	WR	5-10	184	Jr./So.	Green Bay, Wis. (Notre Dame Academy)
37	Groshek, Garrett	RB	5-11	214	Sr./Sr.	Amherst Junction, Wis. (Amherst)
20	Guerendo, Isaac	RB	6-0	210	Jr./So.	Clayton, Ind. (Avon)
8	Harrell, Deron	CB	6-2	180	Sr./Jr.	Denver, Colo. (East)
92	Henningsen, Matt	DE	6-3	283	Sr./Jr.	Menomonee Falls, Wis. (Menomonee Falls)
19	Herbig, Nick	OLB	6-2	225	Fr./Fr.	Kaui, Hawaii (Saint Louis School)
1	Hicks, Faion	CB	5-10	185	Sr./Jr.	Miami, Fla. (Flanagan)
52	Johnson, Kaden	OLB	6-2	227	Fr./Fr.	St. Paul, Minn. (Minnehaha Academy)
56	Johnson, Rodas	DE	6-2	278	Sr./Fr.	Columbus, Ohio (St. Francis DeSales)
36	Knaak, Kobe	CB	5-9	191	Sr./Sr.	Franklin, Wis. (Franklin)
73	Kodanko, Kerry	OL	6-2	292	Fr./Fr.	Green Bay, Wis. (West DePere)
24	Krumholz, Adam	WR	6-1	194	Sr./Sr.	Stoughton, Wis. (Stoughton)
49	Large, Cam	TE	6-3	257	Fr./Fr.	Pomfret, Conn. (Noble & Greenough)
19	Larsh, Collin	K	5-10	185	Sr./Jr.	Marshall, Wis. (Monona Grove)
46	Lloyd, Gabe	TE	6-4	237	Sr./Sr.	Green Bay, Wis. (Northeast Wisconsin Lutheran)
17	Lofy, Max	CB	5-10	184	Fr./Fr.	Colorado Springs, Colo. (Pine Creek)
97	Loudermilk, Isaiahh	DE	6-7	287	Sr./Sr.	Howard, Kan. (West Elk)
76	Lyles, Kayden	OL	6-3	334	Jr./Jr.	Madison, Wis. (Middleton)
7	Lytle, Spencer	OLB	6-2	235	So./Fr.	Redondo Beach, Calif. (St. John Bosco)
30	Mais, Tyler	S	6-1	196	Sr./Jr.	Waunakee, Wis. (Waunakee)
58	Maskalunas, Mike	ILB	6-3	233	Sr./Sr.	Long Grove, Ill. (Adlai E. Stevenson)
96	McDonald, Cade	DE	6-6	267	Fr./Fr.	Houlton, Wis. (Hudson)
20	Melvin, Semar	CB	5-11	167	So./Fr.	Pembroke Pines, Fla. (St. Thomas Aquinas)
5	Mertz, Graham	QB	6-3	224	So./Fr.	Overland Park, Kan. (Blue Valley North)
28	Meyers, Gavin	K/P	6-1	175	Fr./Fr.	Oshkosh, Wis. (Lourdes Academy)
99	Mullens, Isaiahh	DE	6-4	292	Jr./So.	Columbus, Ohio (Harvest Prep)
81	Mustapha, Taj	WR	6-0	191	Jr./So.	Southfield, Mich. (West Bloomfield)
21	Nelson, Cooper	WR	6-4	203	So./Fr.	Sun Prairie, Wis. (Sun Prairie)
79	Nelson, Jack	OL	6-7	289	Fr./Fr.	Stoughton, Wis. (Stoughton)
9	Nelson, Scott	S	6-2	206	Sr./Jr.	Detroit, Mich. (University of Detroit Jesuit)
55	Njongmeta, Maema	ILB	6-0	230	So./Fr.	Buffalo Grove, Ill. (Adlai E. Stevenson)
37	Nowakowski, Riley	OLB	6-1	236	Fr./Fr.	Milwaukee, Wis. (Marquette University HS)
51	Paez, Gio	DE	6-3	306	So./Fr.	Los Angeles, Calif. (William A. Hough (N.C.))
3	Pryor, Kendric	WR	5-11	189	Sr./Sr.	Hazel Crest, Ill. (Homewood-Flossmoor)
93	Rand, Garrett	DE	6-2	285	Sr./Sr.	Chandler, Ariz. (Hamilton)
53	Reed, Malik	ILB	6-0	218	Fr./Fr.	Chandler, Ariz. (Chandler)
87	Rucci, Hayden	TE	6-4	253	So./Fr.	Lititz, Pa. (Warwick)
62	Sampson, Cormac	OL	6-4	290	Jr./So.	Eau Claire, Wis. (Memorial)
57	Sanborn, Jack	ILB	6-2	236	Jr./Jr.	Deer Park, Ill. (Lake Zurich)
29	Schipper, Brady	RB	5-11	205	Jr./So.	Stoughton, Wis. (Stoughton)
96	Schlichting, Conor	P	6-2	225	Sr./Jr.	Madison, Wis. (East)
70	Seltzer, Josh	OL	6-4	328	Sr./Jr.	Columbus, Wis. (Columbus)
11	Smith, Alexander	CB	5-11	186	Jr./So.	Culver City, Calif. (Culver City)
25	Smith, Isaac	WR	6-2	190	Fr./Fr.	Memphis, Tenn. (St. Georges)
77	Smithback, Blake	OL	6-2	311	Sr./Jr.	Waunakee, Wis. (Waunakee)
34	Stokke, Mason	FB	6-2	240	Sr./Sr.	Menomonie, Wis. (Menomonie)
32	Strey, Marty	OLB	6-2	230	Jr./So.	Sun Prairie, Wis. (Sun Prairie)
90	Thompson Jr., James	DE	6-5	277	Fr./Fr.	Cincinnati, Ohio (Roger Bacon)
64	Timmis, Sean	OL	6-4	286	Fr./Fr.	Shorewood, Wis. (Marquette University HS)
75	Tippmann, Joe	OL	6-6	317	So./Fr.	Fort Wayne, Ind. (Bishop Dwenger)
12	Toler, Titus	S	5-11	186	So./Fr.	Long Beach, Calif. (St. John Bosco)
15	Torchio, John	S	6-1	204	Jr./So.	Lafayette, Calif. (Campolindo)
54	Turner, Jordan	ILB	6-1	216	Fr./Fr.	Farmington, Mich. (Farmington)
22	Van Dyke, Jack	K	6-5	203	Fr./Fr.	Neenah, Wis. (Neenah)
71	Van Lanen, Cole	OL	6-5	305	Sr./Sr.	Green Bay, Wis. (Bay Port)
15	Vanden Boom, Danny	QB	6-5	212	Sr./Jr.	Kimberly, Wis. (Kimberly)
69	Vopal, Aaron	OL	6-6	313	Sr./Jr.	De Pere, Wis. (De Pere)
38	Vujnovich, Andy	P	6-3	232	Jr./Jr.	Columbus, Wis. (Columbus/Dubuque)
14	Watson, Nakia	RB	5-11	228	Jr./So.	Austin, Texas (Westlake)
78	Wedig, Trey	OL	6-7	320	Fr./Fr.	Oconomowoc, Wis. (Kettle Moraine)
18	Wilder, Collin	S	5-10	196	Sr./Sr.	Katy, Texas (Katy/Houston)
5	Wildgoose, Rachad	CB	5-11	193	Jr./Jr.	Miami, Fla. (Northwestern)
16	Williams, Amaun	CB	5-10	185	Fr./Fr.	Milwaukee, Wis. (Riverside)
91	Williams, Bryson	NT	6-2	296	Jr./Jr.	Lincoln, Neb. (Southeast)
21	Williams, Caesar	CB	6-0	183	Sr./Sr.	Grand Prairie, Texas (South)
59	Witt, Aaron	OLB	6-6	240	Fr./Fr.	Winona, Minn. (Winona)
2	Wolf, Chase	QB	6-1	197	Jr./So.	Cincinnati, Ohio (Saint Xavier)
12	Wright, Daniel	QB	6-8	215	Fr./Fr.	Sergeant Bluff, Iowa (Sergeant Bluff-Luton)
43	Zachman, Preston	ILB	6-1	215	Fr./Fr.	Elysburg, Pa. (Southern Columbia)

- fifth-year senior



WISCONSIN

Quick Facts

Name:University of Wisconsin
 Location:.....Madison, Wisconsin
 Founded:.....1848
 Chancellor:Rebecca M. Blank
 Director of Athletics:Barry Alvarez
 Enrollment:45,319
 Nickname:Badgers
 Colors:Cardinal and White
 Bowl Record:16-15



Head Coach PAUL CHRYST



CHRYST'S HEAD COACHING RECORD

Year	School	W	L	Bowl
2012	Pittsburgh	6	7	BBVA Compass
2013	Pittsburgh	7	6	Little Caesars
2014	Pittsburgh	6	6	Armed Forces
2015	Wisconsin	10	3	Holiday
2016	Wisconsin	11	3	Cotton
2017	Wisconsin	13	1	Orange
2018	Wisconsin	8	5	Pinstripe
2019	Wisconsin	10	4	Rose
2020	Wisconsin	3	3	Duke's Mayo
Overall		74	38	9 Bowls

2020 Results

Date	Opponent	Score
Oct. 23	ILLINOIS*	W, 45-7
Oct. 31	at Nebraska*	cancelled
Nov. 7	PURDUE*	cancelled
Nov. 14	at Michigan*	W, 49-11
Nov. 21	at #19 Northwestern*	L, 17-7
Nov. 28	MINNESOTA*	cancelled
Dec. 5	#12 INDIANA*	L, 14-6
Dec. 12	at #16 Iowa*	L, 28-7
Dec. 19	MINNESOTA*	W, 20-17 ot

Record: 3-3 overall, 3-3 Big Ten*

COACHING STAFF

Paul ChrystHead Coach
 Joe RudolphAssociate Head Coach/Off. Coord./OL
 Jim LeonhardDefensive Coordinator/DBs
 Bobby April.....Outside Linebackers
 Bob BostadInside Linebackers
 Inoke BreckterfieldDefensive Line
 Jon BudmayrQuarterbacks
 Chris HaeringSpecial Teams
 John Settle.....Running Backs
 Mickey TurnerTight Ends
 Alvis WhittedWide Receivers

DEPTH CHART OFFENSE

Pos	No	Name	Ht, Wt, Yr.
QB	5	Graham Mertz	6-3, 224, R-Fr.
	2	Chase Wolf	6-1, 197, R-So.
RB	8	Jalen Berger	6-0, 210, Fr.
	37	Garrett Groshek	5-11, 214, Sr.
FB	34	Mason Stokke	6-2, 240, Sr.
	44	John Chenal	6-2, 247, Jr.
WR	16	Jack Dunn	5-7, 175, Sr.
	89	A.J. Abbott	6-2, 199, So.
WR	13	Chimere Dike	6-1, 193, Fr.
	86	Devin Chandler	6-0, 176, Fr.
TE	84	Jake Ferguson	6-5, 245, Jr.
	87	Hayden Rucci	6-4, 253, R-Fr.
LT	71	Cole Van Lanen	6-5, 305, Sr.
	50	Logan Brown	6-6, 300, R-Fr.
LG	67	Jon Dietzen	6-6, 319, Sr.
	70	Josh Seltzner	6-4, 328, Jr.
C	62	Cormac Sampson	6-4, 290, So.
	63	Tanor Bortolini	6-4, 287, Fr.
RG	60	Logan Bruss	6-5, 319, Jr.
	74	Michael Furtney	6-5, 308, So.
RT	65	Tyler Beach	6-6, 310, Jr.
	79	Jack Nelson	6-7, 289, Fr.

DEFENSE

Pos	No	Name	Ht, Wt, Yr
DE	97	Isaiah Loudermilk	6-7, 287, Sr.
	99	Isaiah Mullens	6-4, 292, So.
NT	95	Keeanu Benton	6-4, 318, So.
	91	Bryson Williams	6-2, 296, Jr.
DE	93	Garrett Rand	6-2, 285, Sr.
	96	Cade McDonald	6-6, 267, Fr.
OLB	19	Nick Herbig	6-2, 225, Fr.
	7	Spencer Lytle	6-2, 235, R-Fr.
ILB	57	Jack Sanborn	6-2, 236, Jr.
	58	Mike Maskalunas	6-3, 233, Sr.
ILB	45	Leo Chenal	6-2, 255, So.
	58	Mike Maskalunas	6-3, 233, Sr.
OLB	41	Noah Burks	6-2, 240, Sr.
	98	C.J. Goetz	6-3, 241, So.
CB	1	Faion Hicks	5-10, 185, Jr.
	4	Donte Burton	5-10, 185, So.
SS	9	Scott Nelson	6-2, 206, Jr.
	18	Collin Wilder	5-10, 196, Sr.
FS	25	Eric Burrell	6-0, 203, Sr.
	15	John Torchio	6-1, 204, So.
CB	21	Caesar Williams	6-0, 183, Sr.
	8	Deron Harrell	6-2, 180, Jr.

SPECIAL TEAMS

Pos	No	Name	Ht, Wt, Yr
P	38	Andy Vujnovich	6-3, 232, Jr.
	96	Conor Schlichting	6-2, 225, Jr.
FG	19	Collin Larsh	5-10, 185, Jr.
	22	Jack Van Dyke	6-5, 202, Fr.
KO	22	Jack Van Dyke	6-5, 202, Fr.
	19	Collin Larsh	5-10, 185, Jr.
LS	51	Adam Bay	6-0, 234, Sr.
	63	Peter Bowden	6-2, 230, R-Fr.
H	96	Conor Schlichting	6-2, 225, Jr.
	38	Andy Vujnovich	6-3, 232, Jr.
PR	16	Jack Dunn	5-7, 175, Sr.
	6	Dean Ingram	5-9, 168, R-Fr.
KR	86	Devin Chandler	6-0, 176, Fr.
	1	Faion Hicks	5-10, 185, Jr.

R - redshirt

2020 STATISTICS

TOTAL OFFENSE	G	Plays	Rush	Pass	Total	Avg/G	
Mertz, Graham	6	207	26	1108	1134	189.0	
Berger, Jalen	3	45	267	0	267	89.0	
Groshek, Garrett	5	54	259	0	259	51.8	
Watson, Nakia	5	53	191	0	191	38.2	
PASSING	G	Comp-Att-Int	Pct	Yards	TD	Avg/G	
Mertz, Graham	6	107-176-5	60.8	1108	8	184.7	
Wolf, Chase	2	4-5-1	80.0	15	1	7.5	
RUSHING	G	Rush	Yards	Avg	TD	LP	Avg/G
Berger, Jalen	3	45	267	5.9	1	23	89.0
Groshek, Garrett	5	54	259	4.8	1	39	51.8
Watson, Nakia	5	53	191	3.6	3	18	38.2
RECEIVING	G	Rec	Yards	Avg	TD	LP	Avg/G
Ferguson, Jake	6	29	284	9.8	4	34	47.3
Dunn, Jack	5	22	195	8.9	1	24	39.0
Groshek, Garrett	5	19	105	5.5	0	15	21.0
Dike, Chimere	6	10	154	15.4	1	49	25.7
SCORING	TD	FG	2x	PAT	Pts		
Larsh, Collin	-	5-7	-	17-17	32		
Ferguson, Jake	4	-	-	-	24		
Stokke, Mason	3	-	-	-	18		
Watson, Nakia	3	-	-	-	18		
PUNTING	No	Yards	Avg	LP	Blocked		
Vujnovich, Andy	29	1240	42.8	60	0		
RETURNS	No	Yds	Avg	No	Yds	Avg	
Engram, Dean	7	14	2.0				
Davis, Danny	2	9	4.5				
Bracey, Stephan				6	114	19.0	
Chandler, Devin				5	97	19.4	
DEFENSIVE	UT	AT	Total	TFL	Sacks		
Sanborn, Jack	25	16	41	2.0-11	1.0-10		
Chenal, Leo	30	11	41	6.0-24	3.0-18		
Wilder, Collin	15	10	25	1.0-4	0-0		
Herbig, Nick	21	1	22	6.0-11	1.0-5		
INTERCEPTIONS	No	Yds	Avg	TD	LP		
Four players with 1							
TEAM STATISTICS	UW			OPP			
Scoring (Avg)	134 (22.3)			94 (15.7)			
First Downs	118			80			
Rushing Yards	1,030			562			
Rushing Attempts	249			166			
Passing Yards	1,123			1,019			
Comp-Att-Int	111-182-6			86-166-4			
Total Offense	2,153			1,581			
Avg Yards Per Game	358.8			263.5			
Fumbles-Lost	9-5			7-4			
Penalties-Yards	69-596			72-639			
3rd Down Conv/Pct	35-89/39%			18-71/25%			
Touchdowns Scored	17			11			



BOWL HISTORY - 2002

CONTINENTAL TIRE BOWL I

Virginia 48, #15 West Virginia 22

Saturday, December 28, 2002, 11:00 am, ESPN2

By JENNA FRYER, AP Sports Writer

CHARLOTTE, N.C. - Wali Lundy spent most of his life chasing Avon Cobourne. In their first head-to-head meeting, he finally passed him.

Lundy scored four touchdowns and gained 239 all-purpose yards as Virginia snapped a four-game bowl losing streak Saturday with a 48-22 victory over No. 15 West Virginia in the inaugural Continental Tire Bowl.

Cobourne, who was four years ahead of Lundy at Holy Cross High School in southern New Jersey, ran for 117 yards and two touchdowns for West Virginia.

"Growing up, a lot of people always tried to measure me against him," Lundy said. "I never did. I always tried to be my own player."

Before he could finish talking about his days following Cobourne, Virginia coach Al Groh interrupted his star freshman.

"I don't think this guy needs to measure himself against anybody," Groh said. "He's going to be a big-time player."

Lundy, who came in averaging 53.8 yards rushing and 27.6 receiving, ran for 127 and caught five passes for 76 yards. He scored touchdowns on runs of 4 and 31 yards. He caught a 14-yard TD pass from Marques Hagans and a 48-yard TD pass from Matt Schaub.

He said Cobourne had little to say to him after the game.

"He just said 'Good game,'" Lundy said. "You don't really want to talk to another player after a game like that."

Cobourne, who said he barely knows

Lundy, still praised his performance.

"He played well. I mean, he represented," Cobourne said. "He's got the talent, he started as a freshman, so I knew he had it in him. I was hoping he wouldn't unleash it today."

Schaub, the ACC player of the year, threw for 182 yards and a score and Hagans returned a punt 69 yards for his second touchdown as the Cavaliers (9-5) won their first postseason game since the 1995 Peach Bowl.

Virginia did an excellent job slowing down Cobourne, the Big East's all-time leading rusher, who came into the game averaging 141 yards a game.

He ran for 54 in the first quarter and scored on a 6-yard run but didn't gain a single yard in the second quarter. He finished with 117 yards - the 28th 100-yard game of his career.

Cobourne added a 1-yard touchdown in the fourth quarter, but a 2-point conversion attempt by the Mountaineers (9-4) failed, and the TD only cut the score to 41-22 with 7:17 to play.

Cobourne ended his career with 5,039 yards, ninth-best in NCAA Division I-A history. But it was the bowl win he most wanted, especially a convincing victory, to prove that the Mountaineers deserved to be in a bigger

bowl. They were passed over for the Gator Bowl despite finishing second in the Big East when officials took Notre Dame instead.

"It sure was a bad way to end a good year," said West Virginia coach Rich Rodriguez, who turned the Mountaineers around from a 3-8 record last season.

"There's some players hurting in the locker room, because that's not the way we



BOWL HISTORY - 2002



were playing football at the end of the season."

The Cavaliers also felt slighted at being in the Tire Bowl. They finished second in their conference and felt they deserved a berth in a New Year's Day game.

The initial disappointment wore off when fans from both schools snapped up the 73,535 tickets - painting Ericsson Stadium in a sea of blue-and-gold West Virginia fans and orange-and-blue Cavs supporters.

But Virginia, which quietly went about its business all week, felt a second slight by the Mountaineers' confidence, and rumors that West Virginia players had guar-

anteed a victory.

"I don't think they took us seriously," Schaub said. "Everybody is entitled to their own opinion, but we

knew what we had and what we could do. In the end, we were the ones who executed, not them."

The Mountaineers were uncharacteristically sloppy. They came into the game with the second-best turnover margin in the nation at plus-21, but quarterback Rasheed Marshall was intercepted by Almondo Curry in the third quarter, and Phil Braxton's pass after a pitch from



Marshall was intercepted by Darryl Blackstock.

#15 West Virginia	10	0	6	6	- 22
Virginia	7	21	10	10	- 48

Scoring Summary:

1st	06:11	WVU - Todd James 27 yd field goal 16 plays, 72 yards, TOP 5:19, WVU 3 - UVA 0
	04:00	UVA - Wali Lundy 14 yd pass from Marques Hagans (Connor Hughes kick) 6 plays, 58 yards, TOP 2:05, WVU 3 - UVA 7
	00:19	WVU - Avon Cobourne 6 yd run (Todd James kick) 9 plays, 78 yards, TOP 3:47, WVU 10 - UVA 7
2nd	10:12	UVA - Matt Schaub 1 yd run (Connor Hughes kick) 15 plays, 70 yards, TOP 5:07, WVU 10 - UVA 14
	07:53	UVA - Marques Hagans 69 yd punt return (Connor Hughes kick) WVU 10 - UVA 21
	00:19	UVA - Wali Lundy 4 yd run (Connor Hughes kick) 10 plays, 48 yards, TOP 4:18, WVU 10 - UVA 28
3rd	09:10	UVA - Wali Lundy 48 yd pass from Matt Schaub (Connor Hughes kick) 7 plays, 75 yards, TOP 3:26, WVU 10 - UVA 35
	06:48	UVA - Connor Hughes 27 yd field goal 4 plays, 0 yards, TOP 2:01, WVU 10 - UVA 38
	00:56	WVU - Rash. Marshall 1 yd run (Todd James kick blocked) 13 plays, 80 yards, TOP 5:52, WVU 16 - UVA 38
4th	12:12	UVA - Connor Hughes 30 yd field goal 8 plays, 53 yards, TOP 3:44, WVU 16 - UVA 41
	07:17	WVU - Avon Cobourne 1 yd run (Rash. Marshall rush failed) 13 plays, 81 yards, TOP 4:55, WVU 22 - UVA 41
	03:48	UVA - Wali Lundy 31 yd run (Connor Hughes kick) 6 plays, 49 yards, TOP 3:29, WVU 22 - UVA 48

Team Statistics

	WVU	UVA
First Downs	21	20
Rushing-Yards	52-244	39-195
Passing	20-12-2	23-17-0
Passing Yards	215	196
Total Plays	72	62
Total Yards	459	391
Average Gain	6.4	6.3
Fumbles-Lost	0-0	0-0
Third Down Conv.	11-16	9-15
Penalties-Yards	6-39	2-9
Punts-Average	2-44.0	1-27.0
Interceptions-Yards	0-0	2-35
Time of Possession	31:34	28:26

Attendance: 73,535

Kickoff time: 11:07 a.m.
End of Game: 2:09 p.m.
Total elapsed time: 3:02
Temperature: 43
Wind: None
Weather: Clear and Sunny



BOWL HISTORY - 2003

CONTINENTAL TIRE BOWL II

Virginia 23, Pittsburgh 16

Saturday, December 27, 2003, 11:00 am, ESPN2

By JENNA FRYER, AP Sports Writer

CHARLOTTE, N.C. - Matt Schaub capped his career as Virginia's most prolific quarterback by taking a knee on his second consecutive Continental Tire Bowl victory.

Larry Fitzgerald could only watch from the Pittsburgh sidelines, hands on his hips in yet another disappointing loss in what might have been the final game for one of the greatest players in Panthers history.

Virginia made it 2-for-2 in the 2-year-old Tire Bowl by using solid defense to snap Fitzgerald's record touchdown streak at 18 games in a 23-16 victory on Saturday.

"We have worked very hard to become a significant defensive team and we knew stopping Larry Fitzgerald was going to be important," Cavaliers coach Al Groh said. "He can do in one or two plays what a 12-play drive usually does, so we put an emphasis on him."

The Cavaliers (8-5) did it by limiting the looks in Fitzgerald's direction with a steady pass-rush that led to five sacks and only six throws to Fitzgerald.

The Heisman Trophy runner-up, who could petition the NFL for early entry into the draft, was held to five catches for 77 yards and failed to score a touchdown for Pittsburgh (8-5) for the first time since Oct 12, 2002, against Notre Dame. His 18 consecutive games with a touchdown is an NCAA record.

"I don't play for records," he said. "The record was fun and I thank my teammates for helping me get it. Records are meant to be broken."

Then he said he still wasn't sure what his future holds, just that he plans to be enrolled in classes at Pitt next month.

So what could have been Fitzgerald's swan song instead became Schaub's big day. He threw for a 244 yards and a touchdown - the 56th of his career, a Virginia record - to earn the MVP award in the second-year bowl.

The Cavs beat West Virginia here last season, and marked the sweep by running as a team to the far end zone and celebrating with the Virginia-dominated crowd.

Schaub, whose touchdown was a 52-yard strike to Heath Miller, wasted little time on sentimentality.

"It's over and done with, I sort of established that earlier this month," Schaub said. "It is a rite of passage seniors go through. So I knew it would come and it is just a great way to go out - with a win."

But his coach felt otherwise, taking time to credit Schaub for leading the Cavs to consecutive bowl victories for just the second time in school history.

"He's made an indelible mark and I think he joins an elite group of Virginia football players," Groh said. "I can't imagine anybody in the country who has carried their team more than he has."

But the game was also won with defense.

Virginia used a goal-line stand on Pitt's first drive of the game. The Panthers were stopped on four straight plays from the 1 and Fitzgerald was not on the field for any of them. The Cavaliers also sacked Rod Rutherford on fourth-and-10 near the end of the first half, and forced him into a costly fumble that basically sealed the game.

Connor Hughes kicked a 39-yard field - his third of the game - to give Virginia a 23-16 lead with 2:28 to play. But with Fitzgerald on the field, it seemed almost a given the Panthers would be able



BOWL HISTORY - 2003



to move down field.

They got 45 yards from TuTu Ferguson on the ensuing kickoff, but Rutherford was sacked by Brennan Schmidt on the first play and Kai Parham recovered on the Pitt 37.

The Cavaliers then put the game away with a 17-yard run by Wali Lundy that moved them to the 17 and allowed them to run out the clock.

"Our goal was to keep points down," Groh said. "That is the purpose of defense and in the future, we'll be a defensive team."

Lundy, who scored four touchdowns in this bowl last year, finished with 90 yards and a 1-yard touchdown run.

Charlotte native Alvin Pearman, who missed the game last year with an injury, marked his homecoming with 104 yards rushing and six catches for 32 yards.

Brandon Miree ran for 110 yards for Pitt and added four catches for 43 yards, including a 17-yard touch-

down. The scoring pass from Rutherford was his 37th of the season, tying the school record Dan Marino set in 1981.

Rutherford finished with 246 yards passing, two touchdowns, an interception and a fumble.

His mistakes weren't the only ones for Pitt, though. The Panthers also missed a conversion and a field goal, critical errors for a team extremely disappointed at even being in the second-tier bowl.

Pitt had hoped to be in the Orange Bowl this season, but a loss to Miami in the regular-season finale knocked them out of Bowl Championship Series contention.

Now things can take another bad turn if Fitzgerald decides to petition the NFL for early entry into the draft. The league prevents players from entering the draft just two years out of high school, but the sophomore could ask the NFL to make an exception for him.



Pittsburgh	0	13	3	0	- 16
Virginia	7	10	3	3	- 23

Scoring Summary:

1st	03:31	VA - Heath Miller 52 yd pass from Matt Schaub (Connor Hughes kick) 4 plays, 97 yards, TOP 0:43, PITT 0 - VA 7
2nd	14:24	PITT - Princell Brockenbrough 13 yd pass from Rod Rutherford (David Abdul kick) 8 plays, 73 yards, TOP 4:07, PITT 7 - VA 7
	11:37	VA - Wali Lundy 1 yd run (Hughes kick) 7 plays, 70 yards, TOP 2:47, PITT 7 - VA 14
	06:05	PITT - Brandon Miree 17 yd pass from Rutherford (Abdul kick failed) 10 plays, 85 yards, TOP 5:32, PITT 13 - VA 14
	00:00	VA - Hughes 44 yd field goal 6 plays, 35 yards, TOP 1:21, PITT 13 - VA 17
3rd	12:31	VA - Hughes 30 yd field goal 4 plays, 6 yards, TOP 0:52, PITT 13 - VA 20
	09:28	PITT - J.B. Gibboney 28 yd field goal 8 plays, 69 yards, TOP 3:03, PITT 16 - VA 20
4th	02:28	VA - Hughes 39 yd field goal 11 plays, 59 yards, TOP 5:23, PITT 16 - VA 23

Team Statistics

	PITT	UVA
First Downs	27	21
Rushing-Yards	46-148	35-196
Passing	26-18-1	31-20-1
Passing Yards	246	244
Total Plays	72	66
Total Yards	394	440
Average Gain	5.5	6.7
Fumbles-Lost	2-1	0-0
Third Down Conv.	4-11	4-12
Penalties-Yards	1-5	5-60
Punts-Average	2-49.5	3-36.3
Interceptions-Yards	1-0	1-24
Time of Possession	37:05	22:55

Attendance: 51,236

Kickoff time: 11:06 a.m.
End of Game: 2:19 p.m.
Total elapsed time: 3:13
Temperature: 45
Wind: NW 3 mph
Weather: Sunny



BOWL HISTORY - 2004

CONTINENTAL TIRE BOWL III

#25 Boston College 37, North Carolina 24

Thursday, December 30, 2004, 1:00 pm, ESPN2

By JENNA FRYER, AP Sports Writer

CHARLOTTE, N.C. (AP) - Headed off the field on a stretcher with a broken leg, Paul Peterson heard the roar of the crowd and knew his teammates were about to score.

He glanced up at the scoreboard just in time to see kicker Ryan Ohliger take a fake field goal into the end zone for a 21-yard touchdown run that sealed Boston College's 37-24 victory over North Carolina in the Continental Tire Bowl on Thursday.

Pumping his fists in celebration, the touchdown temporarily eased the pain for Peterson, the Eagles' hard-luck quarterback.

"I saw it on the screen when they were wheeling me off and I was so pumped," Peterson said. "I'd be pretty ticked off I went out in the first quarter, but I made it to the fourth and we got the win. It's just awesome."

The 25th-ranked Eagles (9-3) never wanted to be in this game, only needing a victory over Syracuse in the regular-season finale to secure their first outright Big East championship and earn a BCS berth.



But Peterson missed that game with a broken hand, and Syracuse beat the Eagles to send them to Charlotte.

So when he broke his left leg in the fourth quarter, coach Tom O'Brien huddled the team at midfield and delivered a passionate speech for his quarterback.

"Paul is the heart and soul of this team, and everyone went back to the huddle and Coach O'Brien said, 'We're not going to lose. We're going to put it in the

end zone for Paul,'" said holder Matt Ryan, who handed the fake to Ohliger.

Ryan then replaced Peterson at quarterback.

Clinging to a 27-24 lead over North Carolina (6-6) in the fourth quarter, Peterson was injured as he tried to run outside for a first down on third-and-1 and was brought down awkwardly by Tommy Davis.

As trainers removed Peterson's shoe and cut away his socks while awaiting a stretcher, O'Brien broke from his conservative nature and urged on the Eagles.

"He's not a big speaker, but this time he got us all pumped up," Ohliger said. "And when he called the fake field goal, my eyes almost popped out my head. That is so not him."

Ohliger, a 5-foot-9 freshman, took the handoff from Ryan and raced into the end zone, breaking a tackle a long the way, for a 34-24 lead with 10:32 to play.

"We kind of expected them to do a fake, but we were more favoring the pass than the run," Carolina linebacker Tommy Richardson said. "That was a great call by Mr. O'Brien."

And one that rarely comes out of O'Brien's play book. Although he said the Eagles practice the fake every day, an assistant suggested that O'Brien call it.

BOWL HISTORY - 2004



Because Ohliger had already missed one field goal and an extra point, O'Brien didn't hesitate.

"What went through my mind was, 'We can't make a field goal, so we might as well run it,'" O'Brien said.

Peterson continued his trip to the locker room as the Eagles celebrated. X-rays showed a broken left tibia, and team officials said he would need surgery.

Before leaving, the quarterback went 24-of-33 for 236 yards and two touchdowns, helping Boston College win a bowl game for the fifth straight season.

But he wasn't able to return to the field to accept the game's MVP award. Instead, his wife went out to collect the trophy.

The Eagles gave the Big East its first win in the 3-

year-old bowl game. It was BC's final game in the league - it joins the Atlantic Coast Conference next season.

Virginia represented the ACC in the first two Tire

Bowls, so the inclusion of North Carolina was a welcome change of scenery. Tar Heels fans snapped up over 65,000 tickets, washing out the scattering of Boston College supporters in a sea of light blue.

They had plenty to cheer about early as North Carolina seized the momentum by scoring a

pair of touchdowns after Peterson's fumble and Ohliger's missed field goal.

"We certainly had opportunities to win today and that's what it's about - winning," North Carolina coach John Bunting said.



#25 Boston College	14	7	0	16	- 37
North Carolina	7	14	3	0	- 24

Scoring Summary:

1st	08:13	BC - L.V. Whitworth 3 yd run (Ryan Ohliger kick)
		11 plays, 86 yards, TOP 3:53, BC 7 - UNC 0
	06:08	UNC - Ronnie McGill 12 yd pass from Darian Durant (Connor Barth kick)
		7 plays, 57 yards, TOP 2:05, BC 7 - UNC 7
	01:32	BC - Grant Adams 2 yd pass from Paul Peterson (Ryan Ohliger kick)
		11 plays, 78 yards, TOP 4:36, BC 14 - UNC 7
2nd	07:12	UNC - Wallace Wright 5 yd pass from Durant (Barth kick)
		6 plays, 23 yards, TOP 2:11, BC 14 - UNC 14
	01:44	UNC - Derrele Mitchell 51 yd pass from Durant (Barth kick)
		5 plays, 80 yards, TOP 1:28, BC 14 - UNC 21
	00:17	BC - David Kashetta 1 yd pass from Peterson (Ohliger kick)
		8 plays, 51 yards, TOP 1:27, BC 21 - UNC 21
3rd	04:32	UNC - Barth 27 yd field goal
		12 plays, 46 yards, TOP 4:16, BC 21 - UNC 24
4th	14:16	BC - Andre Callender 1 yd run (Ohliger kick failed)
		6 plays, 65 yards, TOP 1:45, BC 27 - UNC 24
	10:32	BC - Ohliger 21 yd run (Mike McCarthy kick)
		6 plays, 39 yards, TOP 2:35, BC 34 - UNC 24
	4:09	BC - McCarthy 18 yd field goal
		12 plays, 70 yards, TOP 3:27, BC 37 - UNC 24

Team Statistics

	BC	UNC
First Downs	20	22
Rushing-Yards	46-228	33-105
Passing	35-25-0	41-23-0
Passing Yards	249	259
Total Plays	81	74
Total Yards	477	364
Average Gain	5.9	4.9
Fumbles-Lost	2-1	0-0
Third Down Conv.	10-20	7-16
Penalties-Yards	3-20	5-40
Punts-Average	4-37.2	7-41.4
Interceptions-Yards	0-0	0-0
Time of Possession	33:58	26:02

Attendance: 73,258

Kickoff time: 1:02 p.m.
End of Game: 4:45 p.m.
Total elapsed time: 3:43
Temperature: 62
Wind: Calm
Weather: Partly Cloudy



BOWL HISTORY - 2005

MEINEKE CAR CARE BOWL IV

NC State 14, South Florida 0

Saturday, December 31, 2005, 11:00 am, ESPN2

By JENNA FRYER, AP Sports Writer

CHARLOTTE, N.C. (AP) - Using stout defense and just enough offense to get the job done, North Carolina State capped its late-season rally with a 14-0 win over South Florida in the Meineke Car Care Bowl on Saturday.

Brian Clark caught a 9-yard touch-down pass and Andre Brown scored on a 1-yard run to lead the Wolfpack, who rallied from a 2-4 start to the season to close the year with three consecutive wins.

In all, N.C. State (7-5) won five of its final six games.

It was a disappointing end for upstart South Florida, which was playing in its first bowl in school history. The Bulls (6-6) launched their program nine years ago, moved up to Division I-A in 2001 and capped their first season in the Big East with a bowl bid.

But their 100th game ended in the first shutout in school history as the Bulls managed 295 yards total offense but failed to get Andre Hall - the Big East's leading rusher - into the end zone. Hall accounted for most of the offense, finishing with 118 yards rushing and two catches for 49 yards.

Credit the Wolfpack defense, particularly line-backer Stephen Tulloch, for stifling South Florida.

Tulloch finished with 15 tackles - five for a loss - three sacks and a recovery of his own forced fumble to earn the MVP award.

Neither team played particularly well on offense or special teams, with a combined three missed field goals, a South Florida blocked punt, four fumbles and a interception in the end zone to end one of the Bulls' rare scoring threats.

So N.C. State got all it needed with its two touchdowns, both in the second quarter.

Toney Baker set up the first score with runs of 22 and 14 yards, allowing Marcus Stone to find Clark in the end zone. The Wolfpack actually ran the same play twice, with Clark making the first catch out of bounds before grabbing it the second time for the score.

Baker used a ton of short runs to set up the second score,

then gave way to Brown for the touchdown. Baker finished with 93 yards rushing on 22 carries, while Brown had 51 yards on 12 carries.

South Florida spent

the entire game just trying to get into the end zone, and had a great chance when Hall broke free for a 41-yard gain to put the Bulls in decent scoring range at



BOWL HISTORY - 2005



the N.C. State 17.

But three bizarre play calls - a run by seldom-used Ricky Ponton, followed by two bad passes - ended the threat when Garland Heath intercepted Pat Julmiste in the end zone. It was a trend South Florida followed the entire game, trying to add variation to an offense that really only has one weapon in Hall.

Anytime they tried to stray from involving Hall it backfired, especially during a brief quarterback change in the third quarter. With Julmiste struggling against the Wolfpack's defense, South Florida sent in

freshman Carlton Hill to change the pace.

Only Hill fumbled the ball away to N.C. State on two consecutive plays. He lost the first one as he was sacked by Stephen Tulloch. But South Florida got a break when the Wolfpack fumbled it back to them on the next possession - only to see Hill give it away again on the very next play.

In the end, only two things worked for the Bulls: Putting the ball in Hall's hands, and a fake punt late in the fourth quarter that went for a 31-yard gain when holder Brandon Baker connected with S.J. Green. But that never led to a score as South Florida gained only one yard on four tries, leaving Hall angrily ripping off his chin straps as Julmiste was stopped on a futile fourth down run.



South Florida	0	0	0	0	- 0
NC State	0	14	0	0	- 14

Scoring Summary:

2nd 08:13 NCST - Brian Clark 9 yd pass from Marcus Stone (John Deraney kick)
9 plays, 67 yards, TOP 3:35, NCST 7 - USF 0
00:17 NCST - Andre Brown 1 yd run (Deraney kick)
12 plays, 75 yards, TOP 4:39, NCST 14 - USF 0

Team Statistics

	USF	NCST
First Downs	15	14
Rushing-Yards	44-136	47-173
Passing	30-10-1	19-9-0
Passing Yards	159	127
Total Plays	74	66
Total Yards	295	300
Average Gain	4.0	4.5
Fumbles-Lost	2-2	2-1
Third Down Conv.	6-18	5-16
Penalties-Yards	4-20	6-35
Punts-Average	7-33.1	7-39.9
Interceptions-Yards	0-0	1-0
Time of Possession	28:59	31:01

Attendance: 57,937

Kickoff time: 11:04 a.m.
End of Game: 2:17 p.m.
Total elapsed time: 3:13
Temperature: 55
Wind: WSW 10 mph
Weather: Partly Cloudy



BOWL HISTORY - 2006

MEINEKE CAR CARE BOWL V

#23 Boston College 25, Navy 24

Saturday, December 30, 2006, 1:00 pm, ESPN

By MIKE CRANSTON, AP Sports Writer

CHARLOTTE, N.C. (AP) -Boston College found a most improbable way to extend the nation's longest bowl winning streak - with a big assist from a Navy miscue.

Walk-on Steve Aponavicius kicked a 37-yard field goal on the final play and the Eagles beat the Midshipmen 25-24 in the Meineke Bowl, a seventh straight bowl win that concluded up a tumultuous month for BC.

Navy, which had 322 yards rushing, seemingly had the game won. BC (10-3) was out of timeouts and Navy only had to run out the clock. But Reggie Campbell fumbled a pitch from quarterback Kaipo-Noa Kaheaku-Enhada and BC's Jolonn Dunbar recovered at the Navy 40 with 1:43 left.

Matt Ryan completed a long pass to tight end Ryan Purvis and Aponavicius, who had replaced the suspended Ryan Ohliger in midseason, calmly kicked the game-winner, setting off a wild celebration for the Eagles and their interim head coach.

Former Coach Tom O'Brien stunned the team three weeks ago when he left for Atlantic Coast Conference rival North Carolina State. Green Bay offensive coordinator Jeff Jagodzinski was hired to replace him, but won't join the team until the Packers' season is over.

Defensive coordinator Frank Spaziani, a former Navy assistant, was named interim coach for the bowl and is expected to stay on as an assistant under Jagodzinski. But several assistants are also expected to join O'Brien's staff.

Ryan completed 20-of-29 passes for 242 yards with a touchdown pass and a touchdown run, and overcame two interceptions and three sacks.

Shun White rushed for 116 yards and Kaheaku-Enhada threw two touchdown passes for Navy (9-4), which had a four-game winning streak snapped.

White's 53-yard run set up Kaheaku-Enhada's 24-yard touchdown pass to Jason Tomlinson, who made a juggling catch in triple coverage, giving Navy a 21-13 lead midway through the second

quarter.

BC got within 24-22 on Matt Ryan's 25-yard touchdown pass to Ryan Purvis with 7:36 left in the game.

Forced to go for a 2-point conversion because of Aponavicius' missed extra point in the first quarter, Tony Gonzalez dropped Ryan's pass in the back of the end zone.

But Navy's mistake gave the Eagles - and Aponavicius - another chance.

The sophomore, who had never played organized football before going 2-for-2 on field goals against Virginia Tech on Oct. 12, was mobbed by his teammates after



BOWL HISTORY - 2006



the kick, which gave BC its first 10-win season since 1984, when Doug Flutie won the Heisman Trophy.

Andre Callender rushed for 66 yards for the Eagles, taking over for L.V. Whitworth, who left with an apparent ankle injury late in the first quarter.

Until late in the game, Navy's confusing triple-option offense caused the Eagles, who had the nation's 13th best run defense, fits. Sloppy tackling and big gaps in the secondary allowed Navy to break off six runs of 16 or more yards.

Navy coach Paul Johnson started Jarod Bryant at quarterback ahead of Kaheaku-Enhada, but the Midshipmen's first possession ended on fullback Matt Hall's lost fumble at the Navy 37.



Ryan, the Atlantic Coast Conference's top passer, completed the short drive with a 2-yard touchdown scramble.

But Aponavicius missed the extra point, and Kaheaku-Enhada threw two touchdown passes to Tyree Barnes and Tomlinson, sandwiched between Zerbin Singleton's 5-yard touchdown run as Navy took control.

Johnson gambled throughout the game, trying a failed onside kick and deciding to go for it on fourth-and-1 from the BC 20 late in the first half.

But Kaheaku-Enhada was stopped for no gain, and Ryan completed two long passes to set up Aponavicius' 26-yard field goal on the final play of the half to make it 21-16.

Navy	7	14	3	0	- 24
#23 Boston College	6	10	0	9	- 25

Scoring Summary:

1st	09:29	BC - Matt Ryan 2 yd run (Steve Aponavicius kick failed) 6 plays, 37 yards, TOP 2:18, NAVY 0 - BC 6
	04:38	NAVY - Tyree Barnes 31 yd pass from Kaipo-Noa Kaheaku-Enhada (Matt Harmon kick) 10 plays, 88 yards, TOP 4:51, NAVY 7 - BC 6
2nd	13:57	NAVY - Zerbin Singleton 5 yd run (Harmon kick) 8 plays, 44 yards, TOP 3:15, NAVY 14 - BC 6
	10:12	BC - Brian Toal 1 yd run (Aponavicius kick) 8 plays, 56 yards, TOP 3:35, NAVY 14 - BC 13
	07:21	NAVY - Jason Tominson 24 yd pass from Kaheaku-Enhada (Harmon kick) 6 plays, 65 yards, TOP 2:51, NAVY 21 - BC 13
	00:00	BC - Aponavicius 26 yd field goal 5 plays, 71 yards, TOP 0:55, NAVY 21 - BC 16
3rd	09:31	NAVY - Harmon 22 yd field goal 11 plays, 85 yards, TOP 5:09, NAVY 24 - BC 16
4th	07:36	BC - Ryan Purvis 25 yd pass from Ryan (Ryan pass failed) 5 plays, 36 yards, TOP 2:22, NAVY 24 - BC 22
	00:00	BC - Aponavicius 37 yd field goal 6 plays, 20 yards, TOP 1:43, NAVY 24 - BC 25

Team Statistics

	NAVY	BC
First Downs	21	18
Rushing-Yards	59-322	31-73
Passing	8-6-0	30-20-2
Passing Yards	81	242
Total Plays	67	61
Total Yards	403	315
Average Gain	6.0	5.2
Fumbles-Lost	3-2	0-0
Third Down Conv.	6-13	5-12
Penalties-Yards	3-30	5-25
Punts-Average	4-36.0	5-48.8
Interceptions-Yards	2-15	0-0
Time of Possession	33:23	26:37

Attendance: 52,303

Kickoff time: 1:03 p.m.
End of Game: 4:08 p.m.
Total elapsed time: 3:05
Temperature: 53
Wind: NE 3-8 mph
Weather: Mostly Cloudy



BOWL HISTORY - 2007

MEINEKE CAR CARE BOWL VI

Wake Forest 24, UConn 10

Saturday, December 29, 2007, 1:00 pm, ESPN

By MIKE CRANSTON, AP Sports Writer

CHARLOTTE, N.C. (AP) -- Put to rest those derogatory nicknames for Wake Forest. There's nothing weak about the Demon Deacons under coach Jim Grobe.

Behind do-it-all receiver Kenneth Moore and a swarming defense full of big plays, Wake Forest rallied to beat fellow upstart Connecticut 24-10 in the Meineke Car Care Bowl on Saturday.

Often called "Weak Forest" for a long history of ineptitude, Wake Forest (9-4) secured the second-most wins in school history, behind only last year's improbable 11-3 mark that included an Atlantic Coast Conference title and an Orange Bowl berth.

"You know 20 wins in two years for little ol' Wake Forest isn't too bad," Grobe said.

While this year wasn't as stellar, Wake Forest finished with nine wins in its last 11 games -- including a bowl win after last year's loss to Louisville in the school's first Bowl Championship Series appearance.

The Demon Deacons had to come from behind to do it, reeling off the final 24 points after falling behind 10-0 at halftime against the Huskies, who were playing in only their second bowl game.

"We're not about losing anymore," Wake Forest cornerback Alphonso Smith said. "We're not about coming close or competing in a game."

It was a disappointing end to the Huskies' best season since they completed the move from what used to be called Division I-AA six years ago. UConn was limited to nine first downs and failed to score an offensive touchdown.

"You have that pit in your stomach right now because you didn't win," coach Randy Edsall said. "But what these guys did for this year for this program, to get nine wins, to be [Big East] co-champs, be ranked for the first time in school history, they accomplished a lot."

Edsall bemoaned his team's lack of depth, and UConn had a hard time keeping up with Moore. A senior

playing in his hometown in his final game, Moore caught 11 passes for 112 yards and was voted MVP.

Riley Skinner completed 29 of 38 passes for 268 yards, one touchdown and two interceptions, and ACC rookie of the year Josh Adams rushed for 81 yards and a score.

Micah Andrews finished off UConn with a 9-yard touchdown run with 29 seconds left for Wake Forest, which was playing in bowls in consecutive seasons for the first time and displayed an opportunistic defense.

Linebacker Stanley Arnoux highlighted a series of big plays for Wake Forest with an interception and two fourth-down stops.

"Stanley Arnoux is one of those guys nobody talks about, but he might be our best defensive player," Grobe said.

Tyler Lorenzen would agree. The UConn quarterback, disrupted all day, completed just 13-of-26 for 98 yards and was sacked

twice. Donald Brown rushed for 78 yards for the Huskies (9-4), whose poor second half ended their hopes of being ranked at the end of the season for the first time.

"Defense played great. Special teams played great," Lorenzen said. "Offensively we just didn't get it done."

While Wake Forest came into the game with a nation-best 10 non-offensive touchdowns, UConn struck first in an unconventional way late in the first quarter.

Five-foot-6 Larry Taylor returned a punt 68 yards for a touchdown down the right sideline, getting a crushing block by D.J. Hernandez to break free for the final 20 yards.

The Demon Deacons' offense was shut out in a half for the first time all season, with part of the blame pinned on offensive coordinator Steed Lobotzke hectic schedule. Lobotzke was away from the team much of the week while his wife gave birth.

Lobotzke returned Saturday morning, and the offense returned in the second half, as Adams' 38-yard run up the middle on the first drive of the second half



BOWL HISTORY - 2007




got Wake Forest on the board.

Skinner put the Demon Deacons ahead late in the third quarter by floating a pass to the left corner of the end zone for tight end John Tereshinski for a 20-yard TD.

Arnoux's first fourth-down stop, bringing down Brown for no gain, set up Sam Swank's 34-yard field goal that made it 17-10 early in the fourth.

Arnoux then broke up Lorenzen's fourth-down pass from the Wake 39.

"There's execution problems that could be faulted on the offensive and some with the quarterback," Edsall said. "It wasn't just Tyler. There were certain things that each phase could have done a little bit better."



The Huskies, picked to finish seventh in the eight-team Big East, ended the conference's seven-game bowl win streak dating to 2005.

Moore was much of the reason. He passed former North Carolina State star Torry Holt's ACC single-season record of 88 catches early in the game. He ended up with 98, and was honored on the field after the game as his family -- including his grandmother -- cheered on.

"It's definitely a story-book ending," said Moore, who grew up watching Carolina Panthers games at the same stadium. "I remember I was at a Monday night football game here and I always imagined one day I'd be on that field. Today was that day."

UConn	7	3	0	0	- 10
Wake Forest	0	0	14	10	- 24

Scoring Summary:

1st	02:38	UConn - Larry Taylor 68 yd punt return (Tony Ciaravino kick) 1 plays, 68 yards, TOP 0:00, UConn 7 - WF 0
2nd	05:00	UConn - Ciaravino 29 yd field goal 8 plays, 80 yards, TOP 2:21, UConn 10 - WF 0
3rd	12:44	WF - Josh Adams 38 yd run (Sam Swank kick) 6 plays, 66 yards, TOP 2:08, UConn 10 - WF 7
	03:27	WF - John Tereshinski 38 yd pass from Riley Skinner (Swank kick) 6 plays, 29 yards, TOP 2:31, UConn 10 - WF 14
4th	11:53	WF - Swank 43 yd field goal 7 plays, 33 yards, TOP 3:01, UConn 10 - WF 17
	00:29	WF - Micah Andrews 9 yd run (Swank kick) 8 plays, 62 yards, TOP 3:36, UConn 10 - WF 24

Team Statistics

	UConn	WF
First Downs	9	23
Rushing-Yards	30-115	36-144
Passing	13-29-1	29-38-1
Passing Yards	98	268
Total Plays	59	74
Total Yards	213	412
Average Gain	3.6	5.6
Fumbles-Lost	0-0	2-1
Third Down Conv.	5-17	8-16
Penalties-Yards	2-30	1-6
Punts-Average	7-40.0	6-22.2
Interceptions-Yards	1- -2	1-6
Time of Possession	25:09	34:51

Attendance: 53,126

Kickoff time: 1:00 p.m.

End of Game: 4:13 p.m.

Total elapsed time: 3:13

Temperature: 66

Wind: Slight

Weather: Foggy, Mostly Cloudy



BOWL HISTORY - 2008

MEINEKE CAR CARE BOWL VII

West Virginia 31, North Carolina 30

Saturday, December 27, 2008, 1:00 pm, ESPN

By MIKE CRANSTON, AP Sports Writer

CHARLOTTE, N.C. (AP) -- During four record-breaking seasons at West Virginia, Pat White made comeback victories and bowl wins routine.

His grand finale, though, was unique. The most prolific running quarterback in college football history had the best passing game of his career, cementing his status as one of the best players in school history and perhaps showing he can take his game to the NFL, too.

White threw for 332 yards in his final college game, including the game-winning 20-yard touchdown pass to Alric Arnett midway through the fourth quarter in West Virginia's 31-30 victory over North Carolina on Saturday in the Meineke Car Care Bowl.

The senior was voted MVP of a bowl for the third straight year and finished 4-0 in postseason games, helping West Virginia (9-4) end a disappointing season on a positive note.

"I'm sitting by the greatest winner in college football today," West Virginia coach Bill Stewart said of White. "He's the greatest to ever wear the old gold and blue. It's a fitting tribute that this man's the MVP."

It took a great performance to beat out Hakeem Nicks, who caught eight passes for 217 yards and three touchdowns for the Tar Heels (8-5). But T.J. Yates' otherwise strong game was marred when he was intercepted by Pat Lazear with under 2 minutes left, ending coach Butch Davis' hopes of a bowl win to complete his turnaround season at North Carolina.

"It's disappointing to lose this game, but I'm very proud of this football team and the strides we've made," said Davis, whose team was 4-8 last year and playing in their first bowl since 2004.

As Davis spoke, Stewart was leading the crowd in cheers in a sweet ending to a tumultuous season for the much-maligned replacement for Rich Rodriguez.

Entering the season as prohibitive favorites to win the Big East, the Mountaineers started 1-2. They recovered to win five straight, only to go 2-2 over their final

four games to end their BCS bowl hopes.

White made sure they went out a winner.

"Half those people out there in the old gold and blue, they all love him," Stewart said, looking at White. "But half of them would like to hang me. ... But I'm not mad. They have such a passion in West Virginia. All they want us to do is be the best."

North Carolina routinely put eight men on the line of scrimmage to stop the NCAA's all-time leading rushing

quarterback. White was held to 55 yards rushing, finishing with 4,480 in his career.

Facing questions about whether he can be an NFL quarterback, White made a strong case. He completed 26 of 32 passes with three touchdowns, one interception, and a clutch fourth-quarter drive.

After West Virginia's J.T. Thomas recovered Shaun Draughn's fumble at the Mountaineers 30, White

threw a 41-yard pass over the middle to Jock Sanders, picked up nine yards on a running play and then rifled a pass between two defenders to Arnett for the go-ahead touchdown with 7:14 left.

"Knowing that this is the last time I'm going to put on this uniform, I definitely wanted to go out on top," White said. "We accomplished that."

The comeback spoiled a remarkable day by Nicks, a junior who could turn pro.

The Mountaineers were missing starting defensive backs Brandon Hogan and Sidney Glover to injuries and illness. The 6-foot-1 Nicks, playing in his hometown, responded by setting three school receiving records and shattering his career-high in yards receiving -- before the game was 20 minutes old. It was part of a dizzying offensive display by both teams that had six touchdowns on the board with 10:37 left in the second quarter.

"I told the defensive coaches, 'My God, we have nobody that can cover him,'" Stewart said.

Nicks' circus catch midway through the third quarter appeared to put the Tar Heels in good shape.



BOWL HISTORY - 2008



Yates threw a pass behind Nicks on a crossing pattern. Nicks reached back and clutched the ball with his left hand, moved it behind his back and grabbed it with his right hand on the other side of his body for an 8-yard gain. That set up Yates' 4-yard scramble to give North Carolina a 30-24 lead.

"I just wanted to go out in front of my home crowd and pursue the game plan," Nicks said.

Nicks caught three TD passes in the first half, and his first will rival his behind-the-back catch for YouTube hits.

Yates' deep heave over the middle was underthrown and nearly intercepted by Ellis Lankster, but the ball went through his hands and Nicks caught it behind him, then started to celebrate about 15 yards shy of the end zone. That allowed Keith Tandy to catch up, but Nicks wrestled away from him for the 73-yard touchdown.

White was doing his best to keep up in a game that



didn't have an incomplete pass or punt until midway through the second quarter.

White completed 14 of his first 15 passes and threw two first-half touchdowns, including a remarkable one-handed grab by Arnett for a 44-yard score. But White was intercepted in the end zone at the end of the first half by Deunta Williams, who had earlier tackled Noel Devine in the end zone for a safety.

Williams later recovered a fumble, but it wasn't enough for North Carolina. Just too

much White.

According to the West Virginia sports information staff, White is believed to be the first quarterback in college football to start four bowl victories.

"He was on target on everything," Arnett said. "That's the type of player he is. He's going to make a play with his arm or with his legs."

West Virginia	21	0	3	7	- 31
North Carolina	14	9	7	0	- 30

Scoring Summary:

1st	08:56	WVU - Noel Devine 18 yd run (Pat McAfee kick)
		8 plays, 55 yards, TOP 4:05, WVU 7 - UNC 0
	07:22	UNC - Hakeem Nicks 73 yd pass from T.J. Yates (Casey Barth kick)
		3 plays, 84 yards, TOP 1:34, WVU 7 - UNC 7
	05:11	WVU - Alric Arnett 44 yd pass from Pat White (McAfee kick)
		5 plays, 60 yards, TOP 2:11, WVU 14 - UNC 7
	04:57	UNC - Nicks 66 yd pass from Cooter Arnold (Barth kick)
		1 plays, 66 yards, TOP 0:14, WVU 14 - UNC 14
	02:35	WVU - Bradley Starks 35 yd pass from Pat White (McAfee kick)
		5 plays, 65 yards, TOP 2:22, WVU 21 - UNC 14
2nd	13:23	UNC - Team Safety
		WVU 21 - UNC 16
	10:37	UNC - Nicks 25 yd pass from Yates (Barth kick)
		5 plays, 40 yards, TOP 2:46, WVU 21 - UNC 23
3rd	09:00	WVU - McAfee 25 yd field goal
		11 plays, 65 yards, TOP 6:00, WVU 24 - UNC 23
	04:29	UNC - Yates 4 yd run (Barth kick)
		8 plays, 62 yards, TOP 4:31, WVU 24 - UNC 30
4th	07:14	WVU - Arnett 20 yd pass from White (McAfee kick)
		3 plays, 70 yards, TOP 1:05, WVU 31 - UNC 30

Team Statistics

	WVU	UNC
First Downs	20	15
Rushing-Yards	42-123	29-93
Passing	26-32-1	16-26-1
Passing Yards	332	277
Total Plays	74	55
Total Yards	455	370
Average Gain	6.1	6.7
Fumbles-Lost	2-1	2-1
Third Down Conv.	12-19	5-11
Penalties-Yards	1-10	4-37
Punts-Average	3-44.3	5-40.0
Interceptions-Yards	1-13	1-0
Time of Possession	33:44	26:16

Attendance: 73,712

Kickoff time: 1:05 p.m.
End of Game: 4:11 p.m.
Total elapsed time: 3:06
Temperature: 56
Wind: Light
Weather: Drizzle, Foggy



BOWL HISTORY - 2009

MEINEKE CAR CARE BOWL VIII

Pittsburgh 19, North Carolina 17

Saturday, December 26, 2009, 4:30 pm, ESPN

By MIKE CRANSTON, AP Sports Writer

CHARLOTTE, N.C. (AP) - Pittsburgh hasn't won this many games since Dan Marino was the quarterback. The only player in school history to rush for more yards in a season than freshman sensation Dion Lewis is somebody named Tony Dorsett.

Thanks to a late-game rally in front of a hostile crowd, the Panthers made a strong case they've returned to prominence.

Lewis rushed for 159 yards and a touchdown to move up in the record book and Dan Hutchins kicked a 33-yard field goal with 52 seconds left, giving 17th-ranked Pitt a 19-17 victory over North Carolina on Saturday in the Meineke Car Care Bowl.

Winning 10 games for the first time since the Marino era in 1981, Pitt (10-3) overcame a disappointing loss to Cincinnati three weeks ago that cost it a spot in a BCS bowl.

"It's back," Lewis said of Pitt football, moments after he was voted bowl MVP. "We're not satisfied with just 10 wins. We want to get more next year."

The last win in 2009 required a remarkable 17-play drive that lasted nearly 9 minutes, included a key fourth-down conversion, a costly penalty against North Carolina and 13 runs by the dynamic Lewis.

Eclipsing Dorsett's freshman rushing record of 1,686 yards in the first quarter, Lewis also moved past Craig Heyward into second on the school's single-season list with 1,799 yards. Dorsett rushed for 2,150 yards in 1976 when he won the Heisman Trophy and Pitt won its last national title.

"It's tough to describe what Dion has accomplished," coach Dave Wannstedt said. "He's special."

T.J. Yates threw two touchdown passes to Greg Little, but his incomplete pass on fourth-and-10 from

his own 49 with 6 seconds left sent the Tar Heels (8-5) to their second straight loss.

Yates was 19 of 32 for 183 yards and an interception while Little caught seven passes for 87 yards and Ryan Houston rushed for 83 yards.

But North Carolina's defense, which came in sixth in the nation overall and ninth against the run, struggled to contain the shifty Lewis and continued a trend

of struggling to close out games over the past two seasons under coach Butch Davis.

"I don't think we played as smart as we needed to," Davis said.

The matchup of old coaching buddies went to Wannstedt.

Davis and Wannstedt worked on Jimmy Johnson's staffs at Oklahoma State, Miami and the Dallas Cowboys, winning a national title

and Super Bowl together. Their careers then included NFL head coaching jobs before they returned to college.

It took Wannstedt's big gamble to lift Pitt after North Carolina took a 17-16 lead late in the third quarter on Yates' 14-yard TD pass to Little.

Facing a fourth-and-1 from his own 30 with 6:36 left, senior Bill Stull got 3 yards on a quarterback keeper.

Lewis was later stuffed on third down, leaving Wannstedt with another decision on fourth-and-2 from the North Carolina 30 with 1:30 left. He brought out the field goal unit, but Pitt used a hard count and North Carolina's Cam Thomas jumped offsides, giving Pitt a first down.

"We were definitely trying to draw them offsides," Wannstedt said. "But we were going to kick it. ... But that extra 20 yards sure helped."



BOWL HISTORY - 2009



Lewis got 13 yards on the next play, and his 6-yard run into the middle of the field on his 28th carry set up Hutchins' fourth field goal.

Lewis broke Dorsett's 36-year-old freshman mark on a 24-yard run late in the first quarter that ended with him fumbling the ball through the end zone for a touch-back when E.J. Wilson knocked the ball free.

The speedy Lewis made up for it an 11-yard touchdown run that put Pitt ahead 10-7 early in the second quarter.

The 5-foot-8 Lewis had eclipsed 100 yards by halftime, his 10th 100-yard game of the season and his eighth straight. Not bad for a lightly recruited player deemed too small by most of the major schools.

Davis compared him to Clinton Portis, and Lewis was already fielding 2010 Heisman Trophy questions after the game.

"That's too much," Lewis said. "I don't think I'm ready



for that right now."

North Carolina couldn't overcome its numerous mistakes in falling to 0-3 in the Charlotte bowl.

Erik Highsmith's fumble set up a Pitt field goal, and Yates was picked off by Dan Mason near the goal line in the second quarter. Even Yates' 15-yard TD pass to a double-covered Little in the first quarter ended with a 15-yard penalty when Little punted the ball into the stands.

There wasn't much competition for the ball. The crowd

of 50,389 was the smallest in the bowl's eight seasons, and North Carolina ended with a loss in Charlotte for a second straight season.

"To put ourselves in back-to-back winning seasons, back-to-back bowl games these last two years, we've covered an awful lot of ground," Davis said. "We haven't scratched the surface of where we want to go.

Pittsburgh	0	13	3	3	- 19
North Carolina	7	3	7	0	- 17

Scoring Summary:

1st	06:57	UNC - Greg Little 15 yd pass from T.J. Yates (Casey Barth kick) 7 plays, 77 yards, TOP 4:23, PITT 0 - UNC 7
2nd	14:11	PITT - Dan Hutchins 31 yd field goal 7 plays, 26 yards, TOP 2:21, PITT 3 - UNC 7
	11:08	PITT - Dion Lewis 11 yd run (Hutchins kick) 3 plays, 45 yards, TOP 1:15, PITT 10 - UNC 7
	01:05	UNC - Barth 37 yd field goal 5 plays, 18 yards, TOP 1:48, PITT 10 - UNC 10
	00:00	PITT - Hutchins 31 yd field goal 6 plays, 46 yards, TOP 1:05, PITT 13 - UNC 10
3rd	09:11	PITT - Hutchins 42 yd field goal 7 plays, 11 yards, TOP 4:06, PITT 16 - UNC 10
	04:00	UNC Little 14 yd pass from Yates (Barth kicki) 10 plays, 70 yards, TOP 5:11, PITT 16 - UNC 17
4th	00:52	PITT - Hutchins 33 yd field goal 17 plays, 79 yards, TOP 8:47, PITT 19 - UNC 10

Team Statistics

	PITT	UNC
First Downs	17	18
Rushing-Yards	36-129	29-81
Passing	17-24-0	19-33-1
Passing Yards	163	183
Total Plays	60	62
Total Yards	292	264
Average Gain	4.9	4.3
Fumbles-Lost	4-1	2-1
Third Down Conv.	6-15	6-13
Penalties-Yards	4-26	8-78
Punts-Average	2-45.0	3-41.3
Interceptions-Yards	1-2	0-0
Time of Possession	29:25	30:35

Attendance: 50,389

Kickoff time: 4:35 p.m.
End of Game: 7:42 p.m.
Total elapsed time: 3:07
Temperature: 47
Wind: WSW 5 mph
Weather: Overcast



BOWL HISTORY - 2010

MEINEKE CAR CARE BOWL IX

South Florida 31, Clemson 26

Friday, December 31, 2010, 12:00 pm, ESPN

By MIKE CRANSTON, AP Sports Writer

CHARLOTTE, N.C. (AP) - Skip Holtz came to South Florida in a tough spot, replacing a popular coach whose firing left some bad feelings in the locker room. The 3-3 start fueled by a shaky offense didn't help matters.

Slowly, Holtz got a grip on the young program and thanks to an impressive comeback from an injury by his quarterback, the Bulls have reached another milestone.

B.J. Daniels threw two touchdowns passes and ran for a third and in South Florida's 31-26 victory over Clemson on Friday in the Meineke Bowl that gave Holtz a strong finish to his first season and left his team full of smiles.

"We are all so happy to be here," Daniels said. "The coaches have been so supportive and have put a lot of confidence in us."

Mo Plancher also ran for a score for the Bulls (8-5), who took control after Tigers quarterback Kyle Parker left at halftime with a cracked rib. South Florida secured its fifth straight eight-win season and earned its first bowl win over a team from a BCS automatic-qualifying league.

"It was really a great team effort all the way around," said Holtz, who helped the beleaguered Big East move to 3-1 in bowls.

Holtz's grin was in stark contrast to Clemson coach Dabo Swinney after a bad ending to a rough season that left him not ruling out changes to his coaching staff. The Tigers were 2-0 before an overtime loss to No. 1 Auburn set off an avalanche of bad news and losses.

Parker's final game before embarking on a baseball career ended abruptly when he was tackled near the goal line at the end of the second quarter.

Backup Tajh Boyd was picked off by JaQuez Jenkins on the first play of the fourth. His 48-yard return set up Daniels' 8-yard TD run to make it 31-13 and gave the Tigers (6-7) their first losing season in 11 years.

It was a triumphant return to North Carolina for Holtz, who left East Carolina in January to take over at South Florida.

A steady Daniels completed 20 of 27 passes for 189 yards and an interception to win the MVP award.

"B.J. is a veteran and I made the comment we were going to need his feet with this defensive front with the way they get after the passer," Holtz said. "I thought he did a great job out there today. He made some super decisions."

South Florida stormed to a 17-3 second-quarter lead behind Daniels' 2 TD passes. The Bulls added a field goal following Quenton Washington's 45-yard interception return.

Parker led two scoring drives to end the first half, but he was hurt on a 1-yard run before Jamie Harper punched it in from yard out to make it 17-13 at halftime.

Plancher's 2-yard TD run early in the third quarter gave South Florida a comfortable cushion again and the elusive Daniels was able to keep Clemson's



BOWL HISTORY - 2010



stout defense at bay.

Daniels, who came in with a nation-best 15 1/2 sacks, never got to Bowers and failed to set the school's single-season sacks record in what might be his final college game. Bowers is projected to be a high first-round draft pick.

Clemson made a last-gasp comeback bid. Boyd threw a 6-yard touchdown pass to Brandon Ford with 1:47 left.

The Tigers recovered the onside kick and Boyd found Ford again for a 10-yard TD. But Clemson's second onside kick was touched by the Tigers about

a half yard short of the 10 it needed to travel and USF took over.

Clemson's difficult season ended with small group of its disgruntled fans making the 2 1/2 drive to Charlotte to see them. Fewer than 40,000 came through the turnstiles in the lowest-attended game in the bowl's nine-year history.

"I don't blame the fans one bit for being ticked off," Swinney said. "They should be ticked off. I'm going to do everything I can to make us better."



South Florida	7	10	7	7	- 31
Clemson	3	10	0	13	- 26

Scoring Summary:

1st	05:30	CU - Chandler Catanzaro 27 yd field goal
		7 plays, 25 yards, TOP 3:16, USF 0 - CU 3
	00:39	USF - Demetri Murray 25 yd pass from B.J. Daniels (Maikon Bonani kick)
		6 plays, 82 yards, TOP 2:25, USF 7 - CU 3
2nd	13:42	USF - Bonani 27 yd field goal
		4 plays, 1 yards, TOP 1:41, USF 10 - CU 3
	07:19	USF - Dontavia Bogan 15 yd pass from Daniels (Bonani kick)
		9 plays, 64 yards, TOP 4:15, USF 17 - CU 3
	03:55	CU - Catanzaro 44 yd field goal
		8 plays, 48 yards, TOP 3:17, USF 17 - CU 6
	00:30	CU - Jamie Harper 1 yd run (Catanzaro kick)
		7 plays, 43 yards, TOP 0:50, USF 17 - CU 13
3rd	09:47	USF - Moise Plancher 2 yd run (Bonani kick)
		13 plays, 83 yards, TOP 5:05, USF 24 - CU 13
4th	13:58	USF - Daniels 8 yd run (Bonani kick)
		2 plays, 5 yards, TOP 0:48, USF 31 - CU 13
	01:47	CU - Brandon Ford 6 yd pass from Tajh Boyd (Boyd pass failed)
		7 plays, 59 yards, TOP 1:59, USF 31 - CU 19
	01:47	CU - Ford 10 yd pass from Boyd (Catanzaro kick)
		5 plays, 43 yards, TOP 1:00, USF 31 - CU 26

Team Statistics

	USF	CU
First Downs	18	17
Rushing-Yards	37-90	27-50
Passing	20-28-1	24-41-2
Passing Yards	189	246
Total Plays	65	68
Total Yards	279	296
Average Gain	4.3	4.4
Fumbles-Lost	2-1	0-0
Third Down Conv.	9-14	5-16
Penalties-Yards	3-40	6-46
Punts-Average	3-29.3	5-42.6
Interceptions-Yards	2-93	1-0
Time of Possession	30:25	29:35

Attendance: 41,122

Kickoff time: 12:07 p.m.

End of Game: 3:19 p.m.

Total elapsed time: 3:16

Temperature: 48

Wind: Calm

Weather: Mostly Cloudy



BOWL HISTORY - 2011

BELK BOWL X

NC State 31, Louisville 24

Tuesday, December 27, 2011, 8:00 pm, ESPN

By STEVE REED, AP Sports Writer

CHARLOTTE, N.C. (AP) - North Carolina State coach Tom O'Brien took a lot of heat when he decided to part ways with star quarterback Russell Wilson and go with unproven junior Mike Glennon as his starter.

It all worked out on Tuesday night in the Belk Bowl, with Glennon throwing for 264 yards and three touchdowns to lead N.C. State over Louisville 31-24 -- and earn MVP honors in the process.

So O'Brien feels vindicated, right? Well, not so much.

"I never had to feel vindicated by any of that," said O'Brien, who ran his record to 8-2 in bowl games. "That would never be my goal once I made a decision. I don't care what people think. I made a decision what was best for this football team going forward. When I made the decision and weighing all options and looking at the talent this kid has I knew we would have a quarterback. I don't have to feel vindicated by anybody."

Then he smiled and added, "but he helped (vindicate) me."

Glennon threw two of his touchdown passes to senior receiver T.J. Graham, who made the most of his final game at N.C. State with seven catches for 116 yards, including a 65-yard score on a nifty catch-and-run.

He threw another to Tobais Palmer, who made what Glennon called "the best catch I've seen all year" when Palmer completely turned his body around in midair and managed to catch it and keep running to the end zone for a 35-yard score.

Glennon finished the season with 31 touchdown passes.

"I knew Russell was a great player and would do great wherever he ended up but I also felt confidence in myself and I know my teammates had confidence in me, so I knew I would do just fine this year," Glennon said.

N.C. State (8-5) also got a huge effort from its defense, which came in leading the country in interceptions.

David Amerson, the nation's individual leader in interceptions, had two of the

Wolfpack's three picks on Louisville freshman quarterback Teddy Bridgewater. He returned one 65 yards for a touchdown to put the Wolfpack up by 21 midway through the third quarter and later sealed the win with a pick on a final fourth-and-23 heave by Bridgewater with 41 seconds left.

Amerson finished the season with 13 interceptions, a new Atlantic Coast Conference record.

"The DB's had to step up and make a play at the end of the game and that's what we did," Amerson said. "I just saw that ball and it was like tunnel vision. I was going to go get it."

Bridgewater had an up and down night, throwing for 274 yards and two touchdowns and running for another. But the three picks hurt.

"Their blitz pattern was simple, it's just that they blitz so much though that they disguised it well," Bridgewater said. "It was more than we faced all year."



BOWL HISTORY - 2011



Down 21, Louisville coach Charlie Strong used a fake punt and recovered an onside kick to get back in the game after falling behind by 21.



Bridgewater threw 2-yard touchdown passes to tight end Nate Nord and wide receiver Josh Bellamy to close the gap to 31-24 with 3:55 left in the game.

The Cardinals had one last chance to send the game into overtime after stopping N.C. State on fourth-and-2. However, on a third-and-12, Dontae Johnson sacked Bridgewater for an 11-yard loss to set up Amerson's clinching interception.

O'Brien was worried about his young special teams unit entering the game and his worst fears were realized early in the game when freshman punter Will Baumann mishandled a low snap from center and was swarmed under at the 5-yard line.

The Cardinals cashed in three plays later on an 8-yard touchdown run by Bridgewater to tie the game.

After Louisville went ahead 10-7, Glennon bounced back from an early interception by completing five straight passes for 80 yards, capped by a 35-yard touchdown to Palmer, who made a nice adjustment with the ball in midair to haul in the pass.

Then came the play of the game as Graham caught a pass over the middle from Glennon and broke two tackles en route to a 68-yard touchdown reception giving the Wolfpack a 21-10 lead at the break.



Louisville	7	3	7	7	- 24
NC State	7	14	10	0	- 31

Scoring Summary:

1st	05:39	NCSt - T.J.Graham 6 yd pass from Mike Glennon (Niklas Sade kick)
		14 plays, 69 yards, TOP 6:06, UofL 0 - NCSt 7
	01:06	UofL - Teddy Bridgewater 8 yd run (Chris Philpott kick)
		3 plays, 5 yards, TOP 0:56, UofL 7 - NCSt 7
2nd	06:07	UofL - Philpott 32 yd field goal
		7 plays, 48 yards, TOP 3:40, UofL 10 - NCSt 7
	04:03	NCSt - Tobais Palmer 35 yd pass from Glennon (Sade kick)
		5 plays, 80 yards, TOP 1:58, UofL 10 - NCSt 14
	01:35	NCSt - Graham 68 yd pass from Glennon (Sade kick)
		2 plays, 68 yards, TOP 0:36, UofL 10 - NCSt 21
3rd	08:04	NCSt - Sade 34 yd field goal
		14 plays, 60 yards, TOP 6:51, UofL 10 - NCSt 24
	06:39	NCSt - David Amerson 65 yd interception return (Sade kick)
		UofL 10 - NCSt 31
	02:00	UofL - Nate Nord 2 yd pass from Bridgewater (Philpott kick)
		10 plays, 71 yards, TOP 4:31, UofL 17 - NCSt 31
4th	3:55	UofL - Josh Bellamy 2 yd pass from Bridgewater (Sade kick)
		12 plays, 75 yards, TOP 4:28, UofL 24 - NCSt 31

Team Statistics

	UofL	NCSt
First Downs	18	19
Rushing-Yards	35-117	28-65
Passing	24-43-3	21-33-1
Passing Yards	274	264
Total Plays	78	61
Total Yards	391	329
Average Gain	5.0	5.4
Fumbles-Lost	2-0	3-2
Third Down Conv.	7-17	5-12
Penalties-Yards	4-52	8-47
Punts-Average	3-37.0	2-34.0
Interceptions-Yards	1-0	3-69
Time of Possession	31:50	28:10

Attendance: 58,427

Kickoff time: 8:06 p.m.
End of Game: 11:28 p.m.
Total elapsed time: 3:22
Temperature: 47
Wind: WSW 18 mph
Weather: Clear, Breezy



BOWL HISTORY - 2012

BELK BOWL XI

Cincinnati 48, Duke 34

Thursday, December 27, 2012, 6:30 pm, ESPN

By STEVE REED, AP Sports Writer

CHARLOTTE, N.C. (AP) - Duke seemed to have its first bowl win since 1961 well in hand — and then the bottom fell out.

With the game tied at 34 and the Blue Devils working on the clock while setting up for a potential go-ahead field goal, Josh Snead fumbled on a second-and-goal at the Cincinnati 5-yard line and the Bearcats recovered.

Four plays later, game MVP Brendon Kay connected on an 83-yard touchdown pass to tight end Travis Kelce to help lift Cincinnati to a 48-34 victory in the Belk Bowl.

"It's heartbreaking, because we wanted to win this game for our seniors," Snead said. "But as a team, we're going to learn from this and build off the momentum from this."

After the game, Duke coach David Cutcliffe refused to pin the loss on Snead, saying there were numerous missed opportunities.

Snead said he'll move on and learn from the mistake. As for the fumble, he couldn't explain what happened.

"The exchange to my handoff carrying the ball, it just popped out," Snead said. "Somebody got their hand in there and it popped out."

Kay threw for 332 yards and his four scoring passes were a Belk Bowl record.

His biggest TD pass came when Kelce got behind the Duke defense on a seam route, caught the ball in stride and raced the final 60 yards to the end zone as Blue Devils fans looked on in stunned silence.

Cincinnati (10-3) sealed it on the next series when Maalik Bomar came crashing into Duke quarterback Sean Renfree, forcing a deflection that Nick Temple returned 55 yards for a touchdown.

Renfree threw for 358 yards — another Belk Bowl record — for the Blue Devils (6-7). Conner Vernon, the ACC's all-time leader in receptions and receiving yards, had 10 catches for 119 yards and a touchdown in his final game for the Blue Devils.

Duke, which came in having allowed 51 points and an average of 294.5 yards rushing over its previous four games, struggled to stop Cincinnati after the first quarter.

The Bearcats piled up 554 total yards of offense, including 130 yards on the ground by George Winn. Duke wasn't too shabby on offense, either, combining with the Bearcats for a Belk Bowl-record 1,114 yards.

Kay's MVP performance comes after a career beset by injuries, but this turned out to be his night to shine.

The Bearcats trailed 16-0 before rattling off 27 straight points to seem-



BOWL HISTORY - 2012



ingly take control, and the big turning point came from Cincinnati linebacker Greg Blair.

With Duke leading 16-3 and looking for more, Renfree fired a pass over the middle for running back Jela Duncan, who lunged for the goal line but was hit by Blair and fumbled. Blair recovered and suddenly the Bearcats had a shot.

Cincinnati came to life a short time later when Kay connected on a 25-yard touchdown pass to Anthony McClung, cutting the Duke lead to 16-10. Kay's second scoring pass, a 41-yard strike to Abernathy, capped a 98-yard drive in the final two minutes of the first half and gave the Bearcats their first lead.

Cincinnati carried the momentum into the second half, scoring on their first two possessions. Tony Miliano connected from 25 yards out and Winn cut back against the grain and raced 46 yards for his 13th touchdown of the season.

But the Blue Devils stormed back to take the lead on a 10-yard touchdown pass from Renfree

to Vernon and a 2-yard pass from reserve quarterback Brendon Connette to David Reeves.

The game went back and forth from there before Kelce, who finished with 123 yards receiving, put the Bearcats ahead for good.



Cincinnati	3	14	10	21	- 48
Duke	16	0	8	10	- 34

Scoring Summary:

1st	11:48	Duke - Brandon Connette 5 yd run (Ross Martin kick blocked)
		8 plays, 79 yards, TOP 3:12, Cin. 0 - Duke 6
	06:12	Duke - Martin 33 yd field goal
		11 plays, 44 yards, TOP 3:38, Cin. 0 - Duke 9
	04:45	Duke - Tony Foster 0 yd blocked punt return (Martin kick)
		Cin. 0 - Duke 16
	01:43	CIN - Tony Miliano 45 yd field goal
		8 plays, 50 yards, TOP 2:56, Cin. 3 - Duke 16
2nd	04:02	CIN - Anthony McClung 25 yd pass from Brendon Kay (Miliano kick)
		5 plays, 54 yards, TOP 2:08, Cin. 10 - Duke 16
	00:42	CIN - RD Abernathy 41 yd pass from Kay (Miliano kick)
		6 plays, 98 yards, TOP 1:46, Cin. 17 - Duke 16
3rd	10:02	CIN - Miliano 27 yd field goal
		8 plays, 70 yards, TOP 4:52, Cin. 20 - Duke 16
	07:41	CIN - George Winn 46 yd run (Miliano kick)
		2 plays, 60 yards, TOP 0:41, Cin. 27 - Duke 16
	03:00	Duke - Connor Vernon 10 yd pass from Sean Renfree (Isaac Blakeney pass from Renfree)
		11 plays, 80 yards, TOP 4:41, Cin. 27 - Duke 24
4th	12:45	Duke - David Reeves 2 yd pass from Connette (Martin kick)
		9 plays, 68 yards, TOP 2:55, Cin. 27 - Duke 31
	11:19	CIN - Chris Moore 25 yd pass from Kay (Miliano kick)
		4 plays, 77 yards, TOP 1:18, Cin. 34 - Duke 31
	07:24	Duke - Martin 52 yd field goal
		10 plays, 46 yards, TOP 3:48, Cin. 34 0 Duke 34
	00:44	CIN - Travis Kelce 83 yd pass from Kay (Miliano kick)
		4 plays, 94 yards, TOP 0:36, Cin. 41 - Duke 34
	00:14	CIN - Nick Temple 55 yd interception return (Miliano kick)
		Cin. 48 - Duke 34

Team Statistics

	CIN	Duke
First Downs	18	36
Rushing-Yards	28-222	39-200
Passing	17-25-0	38-50-2
Passing Yards	332	360
Total Plays	53	89
Total Yards	554	560
Average Gain	10.5	6.3
Fumbles-Lost	0-0	3-2
Third Down Conv.	3-10	7-13
Penalties-Yards	6-59	5-48
Punts-Average	4-39.2	1-79.0
Interceptions-Yards	2-76	0-0
Time of Possession	26:18	33:42

Attendance: 48,128

Kickoff time: 6:35 p.m.
End of Game: 10:20 p.m.
Total elapsed time: 3:45
Temperature: 47
Wind: WNW 5 mph
Weather: Mostly cloudy



BOWL HISTORY - 2013

BELK BOWL XII

North Carolina 39, Cincinnati 17

Saturday, December 28, 2013, 3:20 pm, ESPN

By STEVE REED, AP Sports Writer

CHARLOTTE, N.C. (AP) - When North Carolina freshman Ryan Switzer reported to training camp in August he was a little miffed to learn he was third on the depth chart at punt returner.

Rather than pout, the 5-foot-10, 175-pound Switzer went about working even harder to earn the starting job.

The 18-year-old not only did that, but capped a memorable season Saturday by returning a punt 86 yards for a touchdown to help North Carolina beat Cincinnati 39-17 for its first Belk Bowl title in four tries. It was Switzer's fifth punt return for a TD this season, tying an NCAA record.

T.J. Logan returned a kickoff 78 yards for a touchdown, Marquise Williams threw for 171 yards and a score and Romar Morris had two short TD runs as the Tar Heels (7-6) won a bowl game for the first time since 2010.

The victory also capped a huge turnaround for the Tar Heels, who started the season 1-5.

"We're standing here today because of our coaching staff and our senior leadership," said Switzer, the game's MVP. "Those two groups, they didn't let us hang our heads. They didn't let one person walk into the building who wasn't willing to work. We knew we had the talent the ability to turn the season around. We had to have the heart to do it."

Cincinnati (9-4) was looking to become the bowl's first back-to-back champion since Virginia

did it 10 years ago, but Brendon Kay — the MVP last year — was limited to 181 yards passing and no touchdowns.



The Tar Heels brought relentless pressure and had five sacks, including one for a safety.

"They knew we were missing some starters on the offensive line, and they threw the kitchen sink at us," Cincinnati coach Tommy Tuberville said. "They twisted, they did all kinds of things up front, and our quarterback could never set his

feet. He didn't have a chance. ... We expected it, but there's not a lot we could do about it."

North Carolina came in having lost its previous three in-state Belk Bowl appearances, but bolted to a 23-3 halftime lead behind a pair of long touchdown drives led by Williams and Logan's nifty kickoff return.

After Morris scored on a 2-yard run to make it 7-0, Brandon Ellerbe and Kareem Martin sacked Kay in the end zone for a safety — the first of three sacks in the opening half. On the ensuing kickoff, Logan put the Tar Heels in control by fielding the ball near the left sideline and cutting back up the middle of the field for the score.

Williams made it 23-3 in the second quarter, hitting Tabb on a quick slant for a 3-yard touchdown strike.

Unlike last year's Belk Bowl when Cincinnati spotted Duke 17 points and stormed back to win

BOWL HISTORY - 2013



48-34 behind Kay's four touchdown passes, there would be no Bearcats comeback.

Switzer turned in another big special teams play in the third quarter when he fielded a punt at his own 14 exploded up the field for an 86-yard TD after several Bearcats overran the punt.



The Bearcats reached the end zone on a 15-yard touchdown run by Ralph David Abernathy, but the Tar Heels answered with a methodical 13-play, 65-yard drive, with Morris scoring his second touchdown on a 1-yard plunge to make it 36-10.

Fedora said he's excited about North Carolina's future as the school looks to put the memory of NCAA sanctions behind them for good.

"We are going in the right direction," Fedora said. "There is a tremendous positive buzz about the Tar Heels in the state of North Carolina."

Kay said it was an emotional way to end his career at Cincinnati.

"This is not the way (the seniors) wanted to go out, by any means," Kay said. "It's tough. We've been through a lot this year — coaching changes, losing a teammate (in a deadly car accident), other ups and downs — but I wouldn't want to go to war with anybody else but this team, these seniors."

Cincinnati	0	3	7	7	- 17
North Carolina	16	7	13	3	- 39

Scoring Summary:

1st	05:40	UNC - Romar Morris 2 yd run (Thomas Moore kick)
		11 plays, 68 yards, TOP 3:39, Cin. 0 - UNC 7
	02:25	UNC - Kareem Martin safety
		Cin. 0 - UNC 9
	02:12	UNC - T.J. Logan 78 yd kickoff return (Moore kick)
		Cin. 0 - UNC 16
2nd	14:17	CIN - Tony Miliano 34 yd field goal
		10 plays, 48 yards, TOP 2:55, Cin. 3 - UNC 16
	10:16	UNC - Jack Tabb 3 yd pass from Marquise Williams (Moore kick)
		12 plays, 76 yards, TOP 4:01, Cin. 3 - UNC 23
3rd	10:41	UNC - Ryan Switzer 86 yd punt return (Moore kick failed)
		Cin. 3 - UNC 29
	08:08	CIN - RD Abernathy 15 yd run (Miliano kick)
		9 plays, 75 yards, TOP 2:33, Cin. 10 - UNC 29
	03:32	UNC - Morris 1 yd run (Moore kick)
		13 plays, 65 yards, TOP 4:36, Cin. 10 - UNC 36
4th	14:26	CIN - Shaq Washington 10 yd run (Miliano kick)
		3 plays, 61 yards, TOP 0:44, Cin. 17 - UNC 36
	02:52	UNC - Moore 40 yd field goal
		15 plays, 74 yards, TOP 9:19, Cin. 17 - UNC 39

Team Statistics

	CIN	UNC
First Downs	20	23
Rushing-Yards	36-168	46-174
Passing	16-36-1	19-33-0
Passing Yards	181	171
Total Plays	72	79
Total Yards	349	345
Average Gain	4.8	4.4
Fumbles-Lost	1-1	1-1
Third Down Conv.	4-14	6-15
Penalties-Yards	3-35	4-25
Punts-Average	5-36.4	4-44.2
Interceptions-Yards	0-0	1-0
Time of Possession	26:36	33:24

Attendance: 45,211

Kickoff time: 3:25 p.m.
End of Game: 6:35 p.m.
Total elapsed time: 3:10
Temperature: 53
Wind: SSE 2 mph
Weather: Cloudy



BOWL HISTORY - 2014

BELK BOWL XIII

#13 Georgia 37, #20 Louisville 14

Tuesday, December 30, 2014, 3:20 pm, ESPN

By STEVE REED, AP Sports Writer

CHARLOTTE, N.C. (AP) - Louisville coach Bobby Petrino wasn't about to let a disappointing finish put a damper on his team's accomplishments this season — or what he perceives to be a bright future for the program.

"It's been a good year for us and we have a ways to go," Petrino said. "This was a good measuring stick for us."

Freshman Nick Chubb ran for a career-high 266 yards and two touchdowns as No. 13 Georgia defeated 20th-ranked Cardinals 37-14 in the Belk Bowl on Tuesday night.

Louisville finished 9-4 in its first season with Petrino back at the helm.

But how it ended was a bit surprising.

The Cardinals came in with the nation's second best defense but allowed 301 yards on the ground. Chubb's rushing total was second highest in school history behind only Herschel Walker's 283 yards rushing against Vanderbilt in 1980. Chubb averaged 8 yards per carry.

Louisville linebacker Keith Kelsey called Chubb the best running back the Cardinals have faced this season. He said the goal now is to get bigger, stronger and faster this offseason.

Petrino decided to give redshirt freshman Kyle Bolin his first career start.

It was a struggle for Bolin, who finished 20 of 40 for 300 yards with two interceptions and one touchdown. Backup Reggie Bonnafon attempted just three passes and completed one for 14 yards

along with one interception.

DeVante Parker lived up to his billing with eight catches for 120 yards for Louisville.



Georgia quarterback Hutson Mason threw for 149 yards and a touchdown before leaving with blurred vision in the second quarter with the Bulldogs (10-3) ahead 20-7. He was replaced by Brice Ramsey, whose primary duty was to hand the ball off to Chubb and watch him run.

Mason said after the game he didn't have a concussion, but couldn't see straight.

Georgia's defense certainly contributed to the win.

They came up with three interceptions, two of those by Dominick Sanders.

The Bulldogs leaned heavily on the 5-foot-10, 228-pound Chubb after Mason left the game and Ramsey was intercepted on his first play from scrimmage.

Chubb set a new Belk Bowl rushing record, eclipsing the 174-yard effort set by Boston College's Andrew Callender in 2004.

Louisville's defense came into the game allowing just 93.7 yards per game on the ground. Chubb nearly had that in the first half, rushing for 78 yards on 12 carries and a touchdown. He added an 82-yard run in the second half that led to another Georgia score.

BOWL HISTORY - 2014



Georgia coach Mark Richt said Ramsey, who could be Georgia's starting quarterback next season, made a few mistakes during the game but "overall he secured the ball well."

The Bulldogs roared to a 20-7 lead in the first half as Mason found wide open flanker Chris Conley down the middle of the field for a 44-yard

touchdown strike for a 7-0 lead. Chubb added a 31-yard scoring run.

The Bulldogs (10-3) made it a three-possession game late in the third quarter when Chubb broke free from his own 3 and raced 82 yards, setting up a 2-yard touchdown run by Sony Michel.

Chubb later sealed the win with an 8-yard touchdown run.

Louisville's only scores came on an 11-yard scoring strike from Bolin to Gerald Christian and a 6-yard run by Brandon Radcliff.



#13 Georgia	7	13	7	10	- 37
#20 Louisville	7	0	7	0	- 14

Scoring Summary:

1st	08:24	UGA - Chris Conley 44 yd pass from Hutson Mason (M. Morgan kick)
		8 plays, 90 yards, TOP 3:16, UGA 7 - LOU 0
	04:25	LOU - Gerald Christian 11 yd pass from Kyle Bolin (John Wallace kick)
		9 plays, 84 yards, TOP 3:54, UGA 7 - LOU 7
2nd	11:33	UGA - Marshall Morgan 41 yd field goal
		9 plays, 43 yards, TOP 2:30, UGA 10 - LOU 7
	06:40	UGA - Nick Chubb 31 yd run (Morgan kick)
		7 plays, 76 yards, TOP 2:19, UGA 17 - LOU 7
	04:58	UGA - Morgan 22 yd field goal
		4 plays, 4 yards, TOP 1:23, UGA 20 - LOU 7
3rd	05:41	UGA - Sony Michel 2 yd run (Morgan kick)
		3 plays, 97 yards, TOP 0:57, UGA 27 - LOU 7
	01:48	LOU - Brandon Radcliff 6 yd run (Wallace kick)
		10 plays, 70 yards, TOP 3:47, UGA 27 - LOU 14
4th	05:20	UGA - Morgan 41 yd field goal
		9 plays, 43 yards, TOP 4:13, UGA 30 - LOU 14
	02:02	UGA - Chubb 8 yd run (Morgan kick)
		4 plays, 45 yards, TOP 2:16, UGA 37 - LOU 14

Team Statistics

	UGA	LOU
First Downs	22	20
Rushing-Yards	53-292	27-62
Passing	14-24-1	21-44-3
Passing Yards	200	314
Total Plays	77	71
Total Yards	492	376
Average Gain	6.4	5.3
Fumbles-Lost	1-1	1-0
Third Down Conv.	12-18	6-14
Penalties-Yards	4-19	7-44
Punts-Average	2-41.0	6-37.5
Interceptions-Yards	3-42	1-0
Time of Possession	33:00	27:00

Attendance: 45,671

Kickoff time: 6:36 p.m.
End of Game: 10:06 p.m.
Total elapsed time: 3:30
Temperature: 39
Wind: NNE 5 mph
Weather: Cloudy



BOWL HISTORY - 2015

BELK BOWL XIV

Mississippi State 51, NC State 28

Wednesday, December 30, 2015, 3:30 pm, ESPN

By STEVE REED, AP Sports Writer

CHARLOTTE, N.C. (AP) - Dak Prescott was determined to put an exclamation point on his impressive career at Mississippi State.

He did just that Wednesday.

Prescott threw for a Belk Bowl-record 380 yards and four touchdowns on a rain-soaked field in Mississippi State's 51-28 victory over North Carolina State.

Selected the game MVP, Prescott completed 25 of 42 passes and ran for 47 yards joining Colin Kaepernick, Tim Tebow, Dan LeFevour as the only players in FBS history to throw for 9,000 yards and run for 2,500 yards in their career.

"There aren't words to describe what he has done for this program," Mississippi State coach Dan Mullen said. "He has taken a university and a football program and changed the way people think about it. That's pretty unique. I've coached a lot of good football players, and I hate comparing guys, but he could very easily be the best guy I've ever coached."

That's some high praise from Mullen, who was Tebow's offensive coordinator at Florida.

Prescott threw two touchdown passes to Brandon Holloway in the second half to break it open for the Bulldogs, who finished the season 9-4 after being picked to finish last in the SEC West in the preseason poll.

Wide receiver Fred Ross had seven catches for 74 yards and a touchdown and scored on a 33-yard reverse. De'Runnya Wilson added five catches for 96 yards and a touchdown to help the Bulldogs break the Belk Bowl scoring record.

North Carolina State's Jacoby Brissett threw for one score and ran for another, but had two early interceptions that led to Mississippi State's first 14 points.

Brissett had only thrown four interceptions all season coming into the game.

The Bulldogs led 31-14 at the half before Prescott put the game away.

He lobbed his third TD pass of the game to Holloway over a blitzing defense to put the Bulldogs up 37-21 late in the third quarter. The senior quarterback hit Holloway in stride on a go route along the right sideline for a 55-yard touchdown in the fourth quarter.

Holloway finished with 78 yards on four catches.

Mississippi State's defense set the tone early.

On the first play from scrimmage, defensive end Jonathan Calvin hit Brissett as he released the ball and linebacker Gerri Green came up with the diving interception on the slick field at the Wolfpack 26. Five plays later, Ross hauled in a pass from Prescott in the left flat, turned up the



BOWL HISTORY - 2015



left sideline and raced 14 yards for a score.

Brissett had another pass picked off later in the first quarter and Prescott capitalized by finding Wilson for a 28-yard scoring strike. Mississippi State made it 21-0 when Ross scored on a 33-yard reverse.

Brissett did battle back. He hooked up with former defensive end Pharoah McKeever on an 82-yard scoring strike on a blown coverage to get NC State on the board, and Jaylen Samuels raced 46 yards for a touch-

down to trim the lead to seven. But that was as close as the Wolfpack would get.



The Bulldogs made it a two-possession game when left guard Justin Malone bent over to pick up a loose ball in the end zone after Prescott fumbled on a quarterback draw.

Doeren believes a young Wolfpack (7-6) team has a bright future.

"There's two things that happen: You have struggle in your life and then you deal with struggle," he said. "I told them I've been through this and the first thing that you do is you stick together as a family."

NC State	0	14	7	7	- 28
Mississippi State	14	17	6	14	- 51

Scoring Summary:

1st	13:33	MSU - Fred Ross 14 yd pass from Dak Prescott (Westin Graves kick)
		5 plays, 26 yards, TOP 1:23, MSU 7 - NCSU 0
	03:31	MSU - De'Runnya Wilson 28 yd pass from Dak Prescott (Graves kick)
		2 plays, 67 yards, TOP 0:18, MSU 14 - NCSU 0
2nd	12:17	MSU - Fred Ross 33 yd run (Graves kick)
		4 plays, 68 yards, TOP 1:46, MSU 21 - NCSU 0
	11:16	NCSU - Pharoah McKeever 82 yd pass from Jacoby Brissett (Kyle Bambarid kick)
		2 plays, 76 yards, TOP 1:01, MSU 21 - NCSU 7
	06:43	NCSU - Jaylen Samuels 48 yd run (Bambarid kick)
		4 plays, 57 yards, TOP 1:07, MSU 21 - NCSU 14
	03:18	MSU - Justin Malone 0 yd Fumble Recovery (Graves kick)
		2 plays, 76 yards, TOP 1:01, MSU 28 - NCSU 14
	00:14	MSU - Graves 39 yd Field Goal
		7 plays, 33 yards, TOP 1:25, MSU 31 - NCSU 14
3rd	07:20	NCSU - Brissett 3 yd run (Bambarid kick)
		7 plays, 65 yards, TOP 1:35, MSU 31 - NCSU 21
	01:16	MSU - Brandon Holloway 10 yd pass from Prescott (Westin kick failed)
		7 plays, 65 yards, TOP 1:35, MSU 37 - NCSU 21
4th	09:41	MSU - Holloway 55 yd pass from Prescott (Graves kick)
		2 plays, 56 yards, TOP 0:42, MSU 44 - NCSU 21
	05:38	MSU - Aeris Williams 33 yd run(Graves kick)
		5 plays, 51 yards, TOP 1:49, MSU 51 - NCSU 21
	00:45	NCSU - Jaylen Samuels 1 yd run (Bambarid kick)
		17 plays, 65 yards, TOP 4:53, MSU 51 - NCSU 28

Team Statistics

	NCSU	MSU
First Downs	20	25
Rushing-Yards	51-210	35-189
Passing	12-28-2	25-42-1
Passing Yards	214	380
Total Plays	79	77
Total Yards	424	569
Average Gain	5.4	7.4
Fumbles-Lost	0-0	0-0
Third Down Conv.	6-17	9-17
Penalties-Yards	4-50	5-55
Punts-Average	5-36.8	4-38.5
Interceptions-Yards	1-0	2-0
Time of Possession	32:05	27:55

Attendance: 46,423

Kickoff time: 3:35 p.m.
End of Game: 7:11 p.m.
Total elapsed time: 3:36
Temperature: 66
Wind: SE 5 mph
Weather: Light rain



BOWL HISTORY - 2016

BELK BOWL XV

#18 Virginia Tech 35, Arkansas 24

Thursday, December 29, 2016, 5:30 pm, ESPN

By STEVE REED, AP Sports Writer

CHARLOTTE, N.C. (AP) - It's never easy to replace an icon.

One way to do that is to create your own legacy, something first-year coach Justin Fuente is doing at Virginia Tech after taking over for Frank Beamer.

Jerod Evans threw for 243 yards and two touchdowns and ran for two scores and No. 18 Virginia Tech pulled off an epic comeback -- the largest in the school's 124-year history -- by erasing a 24-point halftime deficit to beat Arkansas 35-24 on Thursday night in the Belk Bowl.

"It's a fantastic honor," Fuente said. "And I think it speaks to our guys -- the character and toughness and what it means to play for Virginia Tech. They love Virginia Tech."

Along with that memorable feat, Fuente also won 10 games this season -- something no other Hokies coach, even Beamer, can say he accomplished in his first season.

It wasn't easy though.

After being limited to 180 yards in the first half, the Hokies (10-4) took advantage of three interceptions by Razorbacks quarterback Austin Allen and scored touchdowns on five of their first seven possessions of the second half to rattle off 35 unanswered points.

Fuente said the Hokies made minor adjustments to their pass rush at halftime, but it was "nothing revolutionary."

"Our kids have phenomenal character, work ethic and toughness," Hokies coach Justin Fuente said. "Playing well was important to them today and we didn't do it in the first half. They regrouped and said they were going to do it one play at a time and they came out and fought, and scratched and clawed and found a way to get the job done."

Evans scored on a 4-yard run and threw touchdown strikes to Sam Rogers and Chris Cunningham to cut it to 24-21 in the third quarter. Travon McMillan put the

Hokies ahead for good with 12:03 left in the game when he scored on a 6-yard run. Evans sealed the win with an 8-yard touchdown scamper.

"Everyone kept coming to me and telling me they're following my lead," Evans said. "I definitely carried that with a chip on my shoulder, and made sure they understood that I'm with them until the wheels fall off. They fed off of me and I fed off of them."

He completed 12 of 16 passes for 129 yards and two TDs in the second half.

Virginia Tech came in averaging 35 points, but the Razorbacks (7-6) set the tone early by turning Evans' fumble and interception into 10 points to take a 17-0 lead in the first quarter. Arkansas extended the lead to 24-0 at halftime and it looked as if it might cruise to an easy victory.



BOWL HISTORY - 2016



But Evans had other ideas.

Allen was spectacular in the first half, completing 13 of 16 passes for 215 yards and two touchdowns. However, his three interceptions in the second half proved costly and he was limited 63 yards passing.

"The second half has been our melting point," Arkansas coach

Bret Bielema said. "... I've never seen anything like it and the tied turn against us like that in all three

phases of the game."

Fuente became the first coach in Virginia Tech history to win 10 games in his first season at the helm.

Fuente credited his seniors handling the change in the coaching staff so well and for developing into leaders.

"They desperately wanted to get Virginia Tech back in the ACC picture and in the national scene and back to 10 victories — and they did it," Fuente said.

The MVP award was given to wide receiver Cam Phillips. He had six catches for 115 yards.



Arkansas	17	7	0	0	- 24
#18 Virginia Tech	0	0	21	14	- 35

Scoring Summary:

1st	13:23	ARK - Cole Hedlund 38 yd FG
		4 plays, 6 yards, TOP 1:24, ARK 3 - VT 0
	02:22	ARK - Austin Allen 1 yd run (Hedlund kick)
		9 plays, 90 yards, TOP 4:32, ARK 10 - VT 0
	00:21	ARK - Cheyenne Grady 28 yd pass from Allen (Hedlund kick)
		2 plays, 30 yards, TOP 0:40, ARK 17 - VT 0
2nd	10:05	ARK - Keon Hatcher 12 yd pass from Allen (Hedlund kick)
		6 plays, 54 yards, TOP 3:36, ARK 24 - VT 0
3rd	13:27	VT - Jerod Evans 4 yd run (Joey Slye kick)
		3 plays, 30 yards, TOP 0:40, ARK 24 - VT 7
	04:18	VT - Sam Rogers 3 yd pass from Evans (Slye kick)
		5 plays, 44 yards, TOP 2:10, ARK 24 - VT 14
	04:00	VT - Chris Cunningham 5 yd pass from Evans (Slye kick)
		1 plays, 5 yards, TOP 0:05, ARK 24 - VT 21
4th	12:03	VT - Travon McMillian 6 yd run (Slye kick)
		10 plays, 76 yards, TOP 3:07, ARK 24 - VT 28
	06:41	VT - Evans 1 yd run (Slye kick)
		2 plays, 8 yards, TOP 0:16, ARK 24 - VT 35

Team Statistics

	ARK	VT
First Downs	14	25
Rushing-Yards	34-36	44-159
Passing	18-31-3	21-34-1
Passing Yards	278	243
Total Plays	65	78
Total Yards	314	402
Average Gain	4.8	5.2
Fumbles-Lost	1-1	2-1
Third Down Conv.	2-14	7-15
Penalties-Yards	12-75	4-45
Punts-Average	7-43.4	6-39.2
Interceptions-Yards	1-50	3-22
Time of Possession	31:14	28:46

Attendance: 46,902

Kickoff time: 5:36 p.m.
End of Game: 9:31 p.m.
Total elapsed time: 3:55
Temperature: 52
Wind: N/NW 17 mph
Weather: Clearing and windy



BOWL HISTORY - 2017

BELK BOWL XVI

Wake Forest 55, Texas A&M 52

Friday, December 29, 2017, 1:00 pm, ESPN

By STEVE REED, AP Sports Writer

CHARLOTTE, N.C. (AP) - Wake Forest coach Dave Clawson called it a fitting ending to senior quarterback John Wolford's adversity-filled career — one where nothing seemed to come easy.

The four-year starter who battled through two difficult sack-filled 3-9 seasons to begin his career, threw for 400 yards and four touchdowns to help Wake Forest beat Texas A&M 55-52 in the Belk Bowl on Friday.

"If you write the movie script, as soon as he walks out that door there's a girl that falls in love with him and he gets married and lives happily ever after," Clawson said. "It's a storybook ending. You can't make this stuff up."

Clawson said Wolford, who was named the game's Most Valuable Player, deserves every accolade he receives given how he helped put the Wake Forest program back on the map with toughness and tenacity.

It was Wake Forest's second straight bowl season with a bowl win and its first eight-win season since 2008. The Demon Deacons won seven games last season.

"Two years ago there weren't a lot of big John Wolford fans," Clawson said. "For him to go out and ignore the critics and believe in himself is really a testament to his character and the type of person he is."

For Texas A&M (7-6), the future now belongs

to Jimbo Fisher, who will coach next season. Interim coach Jeff Banks coached the team Friday.

The teams combined for 1,260 yards and 107 points, tied for the fourth-highest scoring game in college bowl history.

The all-time record is the 2011 GMAC Bowl where Marshall and East Carolina combined for 125 points.

Running back Matt Colburn ran for 150 yards and provided the go-ahead score with 2:18 left in the game.

Wake Forest's defense stopped the Aggies on downs on their final drive to seal the win, which was no

easy task considering Texas A&M's potent offense.

Aggies quarterback Nick Starkel threw for a Belk Bowl-record 499 yards and four touchdowns — three of those to NFL-ready wide receiver Christian Kirk, who caught 13 passes for 189 yards.

But Wolford got the win.

"Football's a game in which you face a lot of adversity," Wolford said. "I'm not the only one who's faced it. This team has battled for four years, and to get the win today in such a great game, I'm so proud of them."

Scotty Washington had nine catches for 138 yards and a touchdown for the Demon Deacons, while tight end Cam Serigne had nine catches for 112 yards and a score. Tabari Hines added eight



BOWL HISTORY - 2017



receptions for 58 yards and two touchdowns.

Clawson said he had a feeling it would be a shootout.

"I told our offensive coordinator before the game, 'Go fast. I don't know how much it's going to take. ... Keep your foot on the gas,'" Clawson said. "This game was going to come down to whoever could outscore the other team."

Wake Forest spotted Texas A&M (7-6) a 14-point first quarter lead following a pair of special teams miscues, but rattled off 31 straight points in a span of 11 minutes, 16 seconds to take a 31-14 lead in the second quarter. Texas A&M battled back to take the lead late in the third quarter behind Starkel and Kirk.



"After that first quarter, it felt like an old Western Athletic Conference shootout," said Banks, whose future with the team remains uncertain. "We wanted to stay positive with the kids and not get down on them. They were starting to get down in the first half. We got down three scores, and I was like, 'guys, there's nine minutes left in the second

Wake Forest	17	21	3	14	- 55
Texas A&M	14	14	14	10	- 52

Scoring Summary:

1st	12:48	A&M - Charles Oliver 0 yd blocked punt return (Daniel LaCamera kick)
		3 plays, 4 yards, TOP 0:55, WF 0 - A&M 7
	11:04	A&M - Trayveon Williams 2 yd run (LaCamera kick)
		3 plays, 55 yards, TOP 0:31, WF 0 - A&M 14
	8:47	WF - Scotty Washington 50 yd pass from John Wolford (Mike Weaver kick)
		6 plays, 69 yards, TOP 2:17, WF 7 - A&M 14
	5:47	WF - Tabari Hines 7 yd pass from Wolford (Weaver kick)
		5 plays, 50 yards, TOP 1:07, WF 14 - A&M 14
	1:33	WF - Weaver 28 yd field goal
		5 plays, 70 yards, TOP 0:56, WF 17 - A&M 14
2nd	13:25	WF - Tabari Hines 7 yd pass from Wolford (Weaver kick)
		9 plays, 83 yards, TOP 2:13, WF 24 - A&M 14
	12:21	WF - Jessie Bates III 59 yd punt return (Weaver kick)
		3 plays, 2 yards, TOP 1:04, WF 31 - A&M 14
	7:31	A&M - Christian Kirk 52 yd pass from Nick Starkel (LaCamera kick)
		3 plays, 75 yards, TOP 0:50, WF 31 - A&M 21
	4:33	WF - Cam Serigne 37 yd pass from Wolford (Weaver kick)
		3 plays, 47 yards, TOP 0:53, WF 38 - A&M 21
	0:18	A&M - Kirk 10 yd pass from Starkel (LaCamera kick)
		9 plays, 80 yards, TOP 1:59, WF 38 - A&M 28
3rd	12:51	A&M - Kirk 9 yd pass from Starkel (LaCamera kick)
		4 plays, 64 yards, TOP 0:58, WF 38 - A&M 35
	5:55	WF - Weaver 27 yd field goal
		10 plays, 75 yards, TOP 2:19, WF 41 - A&M 35
	1:59	A&M - Keith Ford 1 yd run (LaCamera kick)
		7 plays, 67 yards, TOP 1:57, WF 41 - A&M 42
4th	12:39	A&M - LaCamera 19 yd field goal
		7 plays, 35 yards, TOP 2:50, WF 41 - A&M 45
	9:06	WF - Cade Carney 1 yd run (Weaver kick)
		11 plays, 69 yards, TOP 3:33, WF 48 - A&M 45
	2:51	A&M - Jhamon Ausbon 13 yd pass from Starkel (LaCamera kick)
		10 plays, 72 yards, TOP 3:14, WF 48 - A&M 52
	2:18	WF - Matt Colburn 1 yd run (Weaver kick)
		13 plays, 69 yards, TOP 3:34, WF 55 - A&M 52

Team Statistics

	WF	A&M
First Downs	31	32
Rushing-Yards	48-246	31-115
Passing	32-49-0	42-63-1
Passing Yards	400	499
Total Plays	97	94
Total Yards	646	614
Average Gain	6.7	6.5
Fumbles-Lost	2-2	2-2
Third Down Conv.	9-21	6-15
Penalties-Yards	4-45	7-75
Punts-Average	4-47.3	7-38.7
Interceptions-Yards	1-8	0-0
Time of Possession	30:10	29:50

Attendance: 32,784

Kickoff time: 1:03 p.m.
End of Game: 5:10 p.m.
Total elapsed time: 4:07
Temperature: 41
Wind: W 3-7 mph
Weather: Clear and cool



BOWL HISTORY - 2018

BELK BOWL XVII

Virginia 28, South Carolina 0

Saturday, December 29, 2018, 12:00 pm, ABC

By STEVE REED, AP Sports Writer

CHARLOTTE, N.C. (AP) - Shortly after winning the Belk Bowl and earning Virginia its first bowl victory since 2005, quarterback Bryce Perkins raised the bar.

"This is the first step toward making big strides," Perkins said. "Next year we want the Coastal Division — and the ACC championship."

That would mean knocking off perennial ACC power Clemson, which has won four straight conference titles.

For now though, the Cavaliers (8-5) will have to settle for savoring a 28-0 victory over South Carolina in the Belk Bowl, a win that snapped the longest bowl drought in the ACC.

Perkins threw three touchdown passes to Olamide Zaccheaus, the game's Most Outstanding Player, and Virginia's 14th-ranked pass defense dominated a South Carolina team that had averaged more than 38 points over its previous five games.

Perkins completed 22 of 31 passes for 208 yards and ran for 81 yards. Zaccheaus had 12 catches for 100 yards and Jordan Ellis ran for 106 yards and a touchdown as Virginia held more than a 24-minute edge in time of possession.

Perkins said he felt chemistry with Zaccheaus the first day he transferred in last year from Arizona Western Community College — and his favorite target agreed.

"The biggest thing with me and Bryce is we

get along so well off the field — and that just carries over," Zaccheaus said. "Even when I might not make a play or he might not make a play, it's like, 'Who wants it on the next play?' We're the same that way."

Virginia's defense was relentless.

It put the clamps on quarterback Jake Bentley, who had thrown for 16 touchdowns over the previous five games, including a 510-yard, five-TD per-

formance against Clemson earlier this month. Bentley was limited to 218 yards on 17-of-39 passing and was intercepted twice.

South Carolina (7-6) was 2 of 13 on third down conversions and 2 of 5 on fourth downs.

The Gamecocks clearly weren't the same playing without wide receiver Deebo Samuel, who bypassed the bowl game to begin preparing for the NFL draft.

Coach Will Muschamp said he was "disappointed" in the team's performance, adding "we didn't put on a good show and that's on me."

Bentley said he didn't play well at all.

"The interceptions especially and then not executing in the red zone is a tough thing to swallow," said Bentley, who added that he hasn't made a decision on whether he'll enter the NFL draft.

The Gamecocks were shut out for the first time since 2006, when they lost 18-0 to Georgia.



BOWL HISTORY - 2018



“That is huge,” Virginia safety Joey Blount said. “I don’t know of many teams that have done that in a bowl. That just shows our defense is for real.”

Bronco Mendenhall’s defense limited what the Gamecocks could muster on offense with a series of blitzes and strong coverage in the secondary. Most of that unit will return next season.

Muschamp said he felt Perkins should have been the game’s MVP because of his ability to “keep plays alive with his feet on third downs” time and time again.

Ellis said having Perkins on the field is like playing a video game.

“You think he’s going to get sacked and he ends up getting out it and running for 10 or 15

yards and getting a first down,” Ellis said. “It’s just crazy to watch him play. He gets out of trouble and can throw the ball down the field. It’s just hard to stop him. He’s going to be even better next year.”

Virginia defensive back Bryce Hall announced he is returning for his senior season after contemplating entering the NFL draft. Hall leads the nation with 20 pass breakups during the regular season. That should bolster a secondary that is returning most of its players other than Tim Harris.



South Carolina	0	0	0	0	- 0
Virginia	7	7	7	7	- 28

Scoring Summary:

1st	03:30	VA - Olamide Zaccheaus 6 yd pass from Bryce Perkins (Brian Delaney kick)
		13 plays, 77 yards, TOP 6:31, VA 7 - SC 0
2nd	13:25	VA - Jordan Ellis 9 yd run (Delaney kick)
		14 plays, 90 yards, TOP 8:10, VA 14 - SC 0
3rd	12:51	VA - Zaccheaus 10 yd pass from Perkins (Delaney kick)
		8 plays, 39 yards, TOP 4:25, VA 21 - SC 0
4th	06:54	VA - Zaccheaus 12 yd pass from Perkins (Delaney kick)
		13 plays, 77 yards, TOP 5:00, VA 28 - SC 0

Team Statistics

	SC	VA
First Downs	12	28
Rushing-Yards	20-33	48-205
Passing	17-39-2	22-31-0
Passing Yards	218	208
Total Plays	59	79
Total Yards	251	413
Average Gain	4.3	5.2
Fumbles-Lost	1-0	1-1
Third Down Conv.	3-13	11-17
Penalties-Yards	5-35	3-30
Punts-Average	5-45.2	4-38.2
Interceptions-Yards	0-0	2-60
Time of Possession	17:25	42:35

Attendance: 48,263

Kickoff time: 12:07 p.m.
End of Game: 3:23 p.m.
Total elapsed time: 3:16
Temperature: 59
Wind: SW 1 mph
Weather: Partly cloudy



BOWL HISTORY - 2019

BELK BOWL XVIII

Kentucky 37, Virginia Tech 30

Tuesday, December 31, 2019, 12:00 pm, ESPN

By STEVE REED, AP Sports Writer

CHARLOTTE, N.C. (AP) - Lynn Bowden Jr. outplayed Virginia Tech all day with his feet.

Then he closed them out with his arm.

"Ya'll said I couldn't throw, so over the top it goes," Bowden joked after the game.

Bowden ran for 233 yards on 34 carries, and then tossed a 13-yard touchdown pass to Josh Ali with 15 seconds left as Kentucky rallied behind its remarkable receiver-turned-quarterback to beat Virginia Tech 37-30 on Tuesday in the Belk Bowl.

Bowden ran for two touchdowns before leading an 18-play, 85-yard game-winning drive that took more than eight minutes off the clock. It ended with Ali getting open down the middle of the end zone.

Bowden, who took over as Kentucky's quarterback after five games because of injuries, passed for 73 yards on 12 attempts. His rushing day was the biggest in a bowl game since Texas A&M's Johnny Manziel ran for 219 yards vs. Oklahoma in 2013.

Bowden said he never would have believed his final play as a college player would be a touchdown pass to win a bowl game. But a pregame scuffle with Virginia Tech players -- in which TV footage showed Bowden apparently throwing a punch -- could have written a very different story



for the dynamic quarterback.

For two programs that hadn't met since 1987 -- long before anyone on either roster was born -- this one got testy before kickoff. Tussles broke out between players during pregame warmups, but offi-

cials didn't levy penalties or warnings for the actions.

"It's a lot of emotion," Bowden said. "I could have hurt my team and not been out there (today) with them, so I apologized to my program, my teammates. . We respect Virginia Tech, and if I could go back, I wouldn't do it. But it's in the past."

Wildcats coach Mark Stoops said if Bowden had been the starting quarterback since the beginning of the season he would have been a Heisman Trophy candidate.

"This guy right here is one of the best players in the country," Stoops said of Bowden, the Paul Hornung Award winner for the nation's most versatile player. "He showed that. He and I have been talking for years about him playing defensive back. He's been ready to go in there."

Hendon Hooker threw for 110 yards and two touchdowns and Deshaun McCleese ran for 126 yards and a score to lead the Hokies (8-5).

BOWL HISTORY - 2019



Kentucky overcame two second-half turnovers by holding Virginia Tech to two field goals and a punt on its final three possessions.

Bowden, the game's MVP, carried 13 times on the winning drive, converting a fourth down along the way to take a 31-30 lead. The Wildcats (8-5) added a final touchdown as time expired when Jordan Wright returned a failed lateral

attempt by the Hokies 28 yards for a score.

"He's dynamic with the ball in his hands but throwing the ball, that should have been to our advantage when all was said and done," said Virginia Tech's long-time defensive coordinator Bud Foster, who ended his coaching career with a loss. The state of Kentucky improved to 3-0 for the bowl season.



Virginia Tech	10	7	10	3	- 30
Kentucky	7	7	10	13	- 37

Scoring Summary:

1st	11:15	VT - Brian Johnson 54 yd field goal
		10 plays, 39 yards, TOP 3:45, VT 3 - UK 0
	04:20	UK - Lynn Bowden 25 yd run (Matt Ruffolo kick)
		12 plays, 80 yards, TOP 6:48, VT 3 - UK 7
	02:04	VT - Damon Hazelton 18 yd pass from Hendon Hooker (Johnson kick)
		5 plays, 75 yards, TOP 2:16, VT 10 - UK 7
2nd	10:20	VT - Dalton Keene 6 yd pass from Hooker (Johnson kick)
		9 plays, 60 yards, TOP 4:40, VT 17 - UK 7
	00:53	UK - Chris Rodriguez 2 yd run (Ruffolo kick)
		8 plays, 64 yards, TOP 4:09, VT 17 - UK 14
3rd	11:29	UK - Ruffolo 40 yd field goal
		7 plays, 43 yards, TOP 3:31, VT 17 - UK 17
	09:57	VT - Deshawn McCleese 43 yd run (Johnson kick)
		4 plays, 76 yards, TOP 1:26, VT 24 - UK 17
	07:57	UK - Bowden 61 yd run (Ruffolo kick)
		5 plays, 75 yards, TOP 2:00, VT 24 - UK 24
	03:13	VT - Johnson 40 yd field goal
		12 plays, 53 yards, TOP 4:44, VT 27 - UK 24
4th	12:47	VT - Johnson 27 yd field goal
		6 plays, 30 yards, TOP 2:46, VT 30 - UK 24
	00:15	UK - Josh Ali 13 yd pass from Bowden (Ruffolo kick)
		18 plays, 85 yards, TOP 8:10, VT 30 - UK 31
	00:00	UK - Jordan Wright 28 yd fumble recovery
		VT 30 - UK 37

Team Statistics

	VT	UK
First Downs	20	22
Rushing-Yards	33-219	55-331
Passing	12-22-0	6-13-1
Passing Yards	110	73
Total Plays	55	68
Total Yards	329	404
Average Gain	6.0	5.9
Fumbles-Lost	1-1	3-1
Third Down Conv.	4-11	6-13
Penalties-Yards	2-30	6-65
Punts-Average	2-41.5	2-36.5
Interceptions-Yards	1-23	0-0
Time of Possession	24:14	35:46

Attendance: 44,138

Kickoff time: 12:03 p.m.
End of Game: 3:23 p.m.
Total elapsed time: 3:20
Temperature: 52
Wind: SW 9 mph
Weather: Sunny



INDIVIDUAL RECORDS

TOTAL OFFENSE

Most Plays

- 65 Nick Starkel (Texas A&M) 2 rush, 63 pass vs. Wake Forest, 2017
- 64 John Wolford (Wake Forest) 15 rush, 49 pass vs. Texas A&M, 2017
- 55 Jerod Evans (Virginia Tech) 22 rush, 33 pass vs. Arkansas, 2016
- 54 Dak Prescott (Mississippi State) 12 rush, 42 pass vs. NC State, 2015

Most Net Yards Gained

- 480 Nick Starkel (Texas A&M) -19 rush, 499 pass vs. Wake Forest, 2017
- 468 John Wolford (Wake Forest) 68 rush, 400 pass vs. Texas A&M, 2017
- 427 Dak Prescott (Mississippi State) 47 rush, 380 pass vs. NC State, 2015
- 408 Brendon Kay (Cincinnati) 76 rush, 332 pass vs. Duke, 2012

Most Completions

- 42 Nick Starkel (Texas A&M) vs. Wake Forest, 2017
- 37 Sean Renfree (Duke) vs. Cincinnati, 2012
- 32 John Wolford (Wake Forest) vs. Texas A&M, 2017
- 29 Riley Skinner (Wake Forest) vs. Connecticut, 2007

Most Attempts

- 63 Nick Starkel (Texas A&M) vs. Wake Forest, 2017
- 49 Sean Renfree (Duke) vs. Cincinnati, 2012
- 49 John Wolford (Wake Forest) vs. Texas A&M, 2017
- 43 Teddy Bridgewater (Louisville) vs. NC State, 2011

Most Yards

- 499 Nick Starkel (Texas A&M) vs. Wake Forest, 2017
- 400 John Wolford (Wake Forest) vs. Texas A&M, 2017
- 380 Dak Prescott (Mississippi State) vs. NC State, 2015
- 358 Sean Renfree (Duke) vs. Cincinnati, 2012

Most Times Intercepted

- 3 Austin Allen (Arkansas) vs. Virginia Tech, 2016
- Teddy Bridgewater (Louisville) vs. NC State, 2011
- 2 Jake Bentley (South Carolina) vs. Virginia, 2018
- Jacoby Brissett (NC State) vs. Mississippi State, 2015
- Kyle Bolin (Louisville) vs. Georgia, 2014
- Sean Renfree (Duke) vs. Cincinnati, 2012
- Matt Ryan (Boston College) vs. Navy, 2006

Most Attempts

- 34 Lynn Bowden Jr. (Kentucky) vs. Virginia Tech, 2019
- 33 Nick Chubb (Georgia) vs. Louisville, 2014
- 28 Dion Lewis (Pittsburgh) vs. North Carolina, 2009
- 26 Jacoby Brissett (NC State) vs. Mississippi State, 2015
- Andre Callender (Boston College) vs. North Carolina, 2004

Most Yards

- 266 Nick Chubb (Georgia) vs. Louisville, 2014
- 233 Lynn Bowden Jr. (Kentucky) vs. Virginia Tech, 2019
- 174 Andre Callender (Boston College) vs. North Carolina, 2004
- 159 Dion Lewis (Pittsburgh) vs. North Carolina, 2009

Best Average (5 carries)

- 16.6 Shun White (Navy) 7-116 vs. Boston College, 2006
- 14.9 Alvin Pearman (Virginia) 7-104 vs. Pittsburgh, 2003
- 11.8 Zerbin Singleton (Navy) 6-71 vs. Boston College, 2006
- 11.5 Deshaun McCleese (Virginia Tech) 11-126 vs. Kentucky, 2019

Per-Play Average (min. 10 plays)

- 11.9 Connor Vernon (Duke) 10-119 vs. Cincinnati, 2012
- 11.7 Brendon Kay (Cincinnati) 35-408 vs. Duke, 2012
- 10.5 Alvin Pearman (Virginia) 13-136 vs. Pittsburgh, 2003
- 8.8 Rasheed Marshall (West Virginia) 30-263 vs. Virginia, 2002

PASSING

Highest Percentage

- .813 (26-32) Pat White (West Virginia) vs. North Carolina, 2008
- .763 (29-38) Riley Skinner (Wake Forest) vs. Connecticut, 2007
- .755 (37-49) Sean Renfree (Duke) vs. Cincinnati, 2012
- .741 (20-27) B.J. Daniels (South Florida) vs. Clemson, 2010

Most Touchdowns

- 4 John Wolford (Wake Forest) vs. Texas A&M, 2017
- Nick Starkel (Texas A&M) vs. Wake Forest, 2017
- Dak Prescott (Mississippi State) vs. NC State, 2015
- Brendon Kay (Cincinnati) vs. Duke, 2012
- 3 Bryce Perkins (Virginia) vs. South Carolina, 2018
- Mike Glennon (NC State) vs. Louisville, 2011
- Pat White (West Virginia) vs. North Carolina, 2008
- Darian Durant (North Carolina) vs. Boston College, 2004

Longest Non-Scoring Pass

- 55 Brendon Kay to Anthony McClung (Cincinnati) vs. Duke, 2012
- Rasheed Marshall to Miquelle Henderson (West Virginia) vs. Virginia, 2002
- 53 Teddy Bridgewater to Josh Bellamy (Louisville) vs. NC State, 2011
- 47 John Wolford to Alex Bachman (Wake Forest) vs. Texas A&M, 2017
- 43 Rasheed Marshall to Phil Braxton (West Virginia) vs. Virginia, 2002

RUSHING

Longest Non-Scoring Run

- 82 Nick Chubb (Georgia) vs. Louisville, 2014
- 66 Matt Colburn II (Wake Forest) vs. Texas A&M, 2017
- 58 Donald Brown (Connecticut) vs. Wake Forest, 2007
- 53 Shun White (Navy) vs. Boston College, 2006

Most Touchdowns

- 2 Lynn Bowden Jr. (Kentucky) vs. Virginia Tech, 2019
- Jerod Evans (Virginia Tech) vs. Arkansas, 2016
- Jaylen Samuels (NC State) vs. Mississippi State, 2015
- Nick Chubb (Georgia) vs. Louisville, 2014
- Romar Morris (North Carolina) vs. Cincinnati, 2013
- Wali Lundy (Virginia) vs. West Virginia, 2002
- Avon Cobourne (West Virginia) vs. Virginia, 2002

SCORING

Most Points

- 24 Wali Lundy (Virginia) vs. West Virginia, 2002

Most Touchdowns

- 4 Wali Lundy (Virginia) vs. West Virginia, 2002

Fun Fact:

Wake Forest and Wisconsin have never played each other in football prior to the 2020 Duke's Mayo Bowl.

INDIVIDUAL RECORDS



RECEIVING

Most Receptions

- 13 Christian Kirk (Texas A&M) vs. Wake Forest, 2017
- 12 Olamide Zaccheaus (Virginia) vs. South Carolina, 2018
- Jhamon Ausborn (Texas A&M) vs. Wake Forest, 2017
- 11 Kenneth Moore (Wake Forest) vs. Connecticut, 2007
- 10 Conner Vernon (Duke) vs. Cincinnati, 2012

Most Yards (Catches)

- 217 (8) Hakeem Nicks (North Carolina) vs. West Virginia, 2008
- 189 (13) Christian Kirk (Texas A&M) vs. Wake Forest, 2017
- 138 (9) Scotty Washington (Wake Forest) vs. Texas A&M, 2017
- 123 (5) Travis Kelce (Cincinnati) vs. Duke, 2012

Best Average (min. 3 catches)

- 36.7 Anthony McClung (Cincinnati) vs. Duke, 2012
- 33.0 Brian Clark (NC State) vs. South Florida, 2005
- 27.1 Hakeem Nicks (North Carolina) vs. West Virginia, 2008
- 27.0 Phil Braxton (West Virginia) vs. Virginia, 2002

Longest Non-Scoring Reception

- 55 Anthony McClung (Cincinnati) vs. Duke, 2012
- Miquelle Henderson (West Virginia) vs. Virginia, 2002
- 53 Josh Bellamy (Louisville) vs. NC State, 2011
- 47 Alex Bachman (Wake Forest) vs. Texas A&M, 2017
- 43 Phil Braxton (West Virginia) vs. Virginia, 2002

Most Touchdowns

- 3 Olamide Zaccheaus (Virginia) vs. South Carolina, 2018
- Christian Kirk (Texas A&M) vs. Wake Forest, 2017
- Hakeem Nicks (North Carolina) vs. West Virginia, 2008
- 2 Tabari Hines (Wake Forest) vs. Texas A&M, 2017
- Brandon Holloway (Mississippi State) vs. NC State, 2015
- T.J. Graham (NC State) vs. Louisville, 2011
- Brandon Ford (Clemson) vs. South Florida, 2010
- Greg Little (North Carolina) vs. Pittsburgh, 2009
- Alric Arnett (West Virginia) vs. North Carolina, 2008
- Wali Lundy (Virginia) vs. West Virginia, 2002

INTERCEPTIONS

Most Interceptions

- 2 Dominick Sanders (Georgia) vs. Louisville, 2014
- David Amerson (NC State) vs. Louisville, 2011

Most Return Yards

- 65 David Amerson (NC State) vs. Louisville, 2011

Longest Return

- 65 David Amerson (NC State) vs. Louisville, 2011

PUNTING

Most Punts

- 7 Shane Tripucka (Texas A&M) vs. Wake Forest, 2017
- Toby Baker (Arkansas) vs. Virginia Tech, 2016
- Desi Cullen (Connecticut) vs. Wake Forest, 2007
- John Deraney (NC State) vs. South Florida, 2005
- David Woolridge (North Carolina) vs. Boston College, 2004

Highest Average

- 49.5 Andy Lee (Pittsburgh) vs. Virginia, 2003

Longest Punt

- 79 Will Monday (Duke) vs. Cincinnati, 2012

PUNT RETURNS

Most Returns

- 4 Jackie Chambers (South Florida) vs. NC State, 2005

Most Yards

- 83 Ryan Switzer (North Carolina) vs. Cincinnati, 2013

Longest Return

- 86 Ryan Switzer (North Carolina) vs. Cincinnati, 2013

KICK RETURNS

Most Returns

- 6 Nyheim Hines (NC State) vs. Mississippi State, 2015

Most Yards Returned

- 165 Will Blackmon (Boston College) vs. North Carolina, 2004

Longest Return

- 78 T.J. Logan (North Carolina) vs. Cincinnati, 2013

FIELD GOALS

Most Field Goals Made

- 4 Dan Hutchins (Pittsburgh) vs. North Carolina, 2009
- 3 Brian Johnson (Virginia Tech) vs. Kentucky, 2019
- Marshall Morgan (Georgia) vs. Louisville, 2014
- Connor Hughes (Virginia) vs. Pittsburgh, 2003
- 2 Mike Weaver (Wake Forest) vs. Texas A&M, 2017
- Ross Martin (Duke) vs. Cincinnati, 2012
- Tony Miliano (Cincinnati) vs. Duke, 2012
- Chandler Catanzaro (Clemson) vs. South Florida, 2010
- Steve Aponavicius (Boston College) vs. Navy, 2006
- Connor Hughes (Virginia) vs. West Virginia, 2002

Most Field Goals Attempted

- 5 Dan Hutchins (Pittsburgh) vs. North Carolina, 2009
- 3 Brian Johnson (Virginia Tech) vs. Kentucky, 2019
- Mike Weaver (Wake Forest) vs. Texas A&M, 2017
- Marshall Morgan (Georgia) vs. Louisville, 2014
- Ross Martin (Duke) vs. Cincinnati, 2012
- Chandler Catanzaro (Clemson) vs. South Florida, 2010
- Connor Hughes (Virginia) vs. Pittsburgh, 2003

PATs

Most PATs Made

- 7 Mike Weaver (Wake Forest) vs. Texas A&M, 2017
- Daniel LaCamera (Texas A&M) vs. Wake Forest, 2017

Most PAT Attempts

- 7 Mike Weaver (Wake Forest) vs. Texas A&M, 2017
- Daniel LaCamera (Texas A&M) vs. Wake Forest, 2017
- Westin Graves (Mississippi State) vs. NC State, 2015



TEAM RECORDS

TOTAL OFFENSE

Most Plays

97 Wake Forest (vs. Texas A&M), 2017

Most Net Yards

646 Wake Forest (vs. Texas A&M), 2017

Most Completions

42 Texas A&M (vs. Wake Forest), 2017

Most Attempts

63 Texas A&M (vs. Wake Forest), 2017

Most Yards Gained

499 Texas A&M (vs. Wake Forest), 2017

Highest Completion %

.813 (26-32) West Virginia (vs. North Carolina), 2008

Most Interceptions

3 Arkansas (vs. Virginia Tech), 2016
Louisville (vs. NC State), 2011

Most Attempts

59 Navy (vs. Boston College), 2006

Most Yards

331 Kentucky (vs. Virginia Tech), 2019

Fewest Attempts

19 South Carolina (vs. Virginia), 2018

Fewest Yards

36 Arkansas (vs. Virginia Tech), 2016

Most Touchdowns

7 Wake Forest (vs. Texas A&M), 2017
Texas A&M (vs. Wake Forest), 2017
Mississippi State vs. NC State, 2015

Most Points, Winning Team

55 Wake Forest (vs. Texas A&M), 2017

Largest Margin of Victory

28 Virginia, 28 vs. South Carolina, 0, 2018

Most Points, Losing Team

52 Texas A&M (vs. Wake Forest), 2017

Highest Per-Play Average

10.5 Cincinnati vs. Duke, 2012

Most First Downs

36 Duke vs. Cincinnati, 2012

PASSING

Fewest Completions

6 Kentucky (vs. Virginia Tech), 2019
Navy (vs. Boston College), 2006

Fewest Attempts

8 Navy (vs. Boston College), 2006

Fewest Yards Gained

73 Kentucky (vs. Virginia Tech), 2019

Most Touchdowns

4 Wake Forest (vs. Texas A&M), 2017
Texas A&M (vs. Wake Forest), 2017
Mississippi State (vs. NC State), 2015
Cincinnati (vs. Duke), 2012

RUSHING

Highest Per-Play Average

7.9 Cincinnati (vs. Duke), 2012

Most Rushing Touchdowns

3 Virginia Tech (vs. Arkansas), 2016
Mississippi State (vs. NC State), 2015
NC State (vs. Mississippi State), 2015
West Virginia (vs. Virginia), 2002
Virginia (vs. West Virginia), 2002

SCORING

Most Points in One Quarter

21 (3rd) Virginia Tech vs. Arkansas, 2016
(3rd) Virginia Tech vs. Arkansas, 2016
(1st) West Virginia vs. North Carolina, 2008
(3rd) Virginia vs. West Virginia, 2002

Fewest Points, Winning Team

14 NC State vs. South Florida, 2005

Fewest Points, Losing Team

0 South Carolina vs. Virginia, 2018
South Florida vs. NC State, 2005

PUNTING

Most Punts

7 Five teams - (Most recently - Texas A&M vs. Wake Forest, 2017)

Highest Average

49.5 Pittsburgh vs. Virginia, 2003

INTERCEPTIONS

Most Interceptions

3 Virginia Tech vs. Arkansas, 2016
Georgia vs. Louisville, 2014
NC State vs. Louisville, 2011

Most Yards Returned

93 South Florida vs. Clemson, 2010

Fun Facts:

The Duke's Mayo Bowl Trophy is made of lead crystal, not mayonnaise as many have speculated.

The Duke's Mayo Bowl has never been selected to compete on "The Bachelor" ...yet.

The Duke's Mayo Bowl has already been named the Best-Tasting Bowl of the Year.

TEAM RECORDS



MISCELLANEOUS

Most Penalties

12 Arkansas (vs. Virginia Tech), 2016

Most Yards Penalized

78 North Carolina (vs. Pittsburgh), 2009

Fewest Penalties

1 West Virginia (vs. North Carolina), 2008
Wake Forest (vs. Connecticut), 2007
Pittsburgh (vs. Virginia), 2003

Fewest Yards Penalized

5 Pittsburgh (vs. Virginia), 2003

Fewest First Downs

9 Connecticut (vs. Wake Forest), 2007

Most Fumbles

4 Pittsburgh (vs. North Carolina), 2009

Most Fumbles Lost

2 4 Teams - most recently Duke (vs. Cincinnati), 2012

Most Turnovers

4 Duke (vs. Cincinnati), 2012

TWO TEAM RECORDS

Most Points

107 Wake Forest, 55 vs. Texas A&M, 52, 2017

Fewest Points

14 NC State, 14 vs. South Florida, 0, 2005

Most Points, One Quarter

35 Wake Forest, 21 vs. Texas A&M, 14 in 2nd Quarter, 2017
West Virginia, 21 vs. North Carolina, 14 in 1st Quarter, 2008

Most First Downs

63 Texas A&M 32, Wake Forest 31, 2017

Most Total Plays

191 Wake Forest 97, Texas A&M 94, 2017

Most Total Yards

1,260 Wake Forest, 646 vs. Texas A&M, 614, 2017

Most Rushing Attempts

91 West Virginia, 52 vs. Virginia, 39, 2002

Most Yards Rushing

550 Kentucky, 331 vs. Virginia Tech, 219, 2019

Most Pass Completions

74 Texas A&M, 42 vs. Wake Forest, 32, 2017

Most Pass Attempts

112 Texas A&M, 63 vs. Wake Forest, 49, 2017

Most Yards Passing

899 Texas A&M, 499 vs. Wake Forest, 400, 2017

Most Touchdown Passes

8 Texas A&M, 4 vs. Wake Forest, 4, 2017

Most Fumbles

6 Pittsburgh, 4 vs. North Carolina, 2, 2009

Most Yards Penalized

120 Texas A&M, 75 vs. Wake Forest 45, 2017
Arkansas, 75 vs. Virginia Tech, 45, 2016

Longest Scoring Plays

- 1) 86 Ryan Switzer (North Carolina) punt return vs. Cincinnati, 2013
- 2) 83 Travis Kelce (Cincinnati) pass from Brendon Kay vs. Duke, 2012
- 3) 82 Pharoah McKeever (NC State) pass from Jacoby Brissett vs. Mississippi State, 2015
- 4) 78 T.J. Logan (North Carolina) kickoff return vs. Cincinnati, 2013
- 5) 73 Hakeem Nicks (North Carolina) pass from T.J. Yates vs. West Virginia, 2008
- 6) 69 Marques Hagans (Virginia) punt return vs. West Virginia, 2002
- 7) 68 T.J. Graham (NC State) pass from Mike Glennon vs. Louisville, 2011
Larry Taylor (Connecticut) punt return vs. Wake Forest, 2007
- 8) 66 Hakeem Nicks (North Carolina) from Cooter Arnold vs. West Virginia, 2008
- 9) 65 David Amerson (NC State) interception return vs. Louisville, 2011
- 10) 61 Lynn Bowden Jr (Kentucky) run vs. Virginia Tech, 2019

Longest Field Goals

- 1) 54 Brian Johnson (Virginia Tech) vs. Kentucky, 2019
- 2) 52 Ross Martin (Duke) vs. Cincinnati, 2012
- 3) 45 Tony Miliano (Cincinnati) vs. Duke, 2012

Longest Touchdown Receptions

- 1) 83 Travis Kelce (Cincinnati) pass from Brendon Kay vs. Duke, 2012
- 2) 82 Pharoah McKeever (NC State) pass from Jacoby Brissett vs. Mississippi State, 2015
- 3) 73 Hakeem Nicks (North Carolina) from T.J. Yates vs. West Virginia, 2008
- 4) 68 T.J. Graham (NC State) pass from Mike Glennon vs. Louisville, 2011
- 5) 66 Hakeem Nicks (North Carolina) from Cooter Arnold vs. West Virginia, 2008

Longest Touchdown Rushes

- 1) 61 Lynn Bowden Jr (Kentucky) vs. Virginia Tech, 2019
- 2) 48 Jaylen Samuels (NC State) vs. Mississippi State, 2015
- 3) 46 George Winn (Cincinnati) vs. Duke, 2012
- 4) 38 Josh Adams (Wake Forest) vs. Connecticut, 2007
- 5) 33 Fred Ross (Mississippi State) vs. NC State, 2015
Aeris Williams (Mississippi State) vs. NC State, 2015



MOST VALUABLE PLAYERS

2019 - Lynn Bowden Jr, QB, Kentucky

6-12, 73 yards, TD, 34 rushes for 233 yards, 2 TDs

2018 - Olamide Zaccheaus, WR, Virginia

12 receptions for 100 yards, 3 TDs

2017 - John Wolford, QB, Wake Forest

32-49 for 400 yards, 4 TDs

2016 - Cam Phillips, WR, Virginia Tech

6 receptions for 115 yards, 4 rushes for 22 yards

2015 - Dak Prescott, QB, Mississippi State

25-42 for 380 yards, 4 TDs

2014 - Nick Chubb, RB, Georgia

33 rushes for 266 yards, 2 TDs

2013 - Ryan Switzer, WR, North Carolina

86-yard punt return TD, 113 total yards

2012 - Brendon Kay, QB, Cincinnati

17-25 for 332 yards, 4 TDs

2011 - Mike Glennon, QB, NC State

21-33 for 264 yards, 3 TDs



2010 - B.J. Daniels, QB, South Florida

20-27 for 189 yards, 2 TDs

2009 - Dion Lewis, RB, Pittsburgh

28 rushes for 159 yards, 1 TD

2008 - Pat White, QB, West Virginia

24-33 for 236 yards, 3 TDs

2007 - Kenny Moore, WR, Wake Forest

11 receptions for 112 yards

2006 - Jolonn Dunbar, LB, Boston College

14 tackles, 1 sack, 1 fumble recovered

2005 - Stephen Tulloch, LB, NC State

15 tackles, 3 sacks, 1 fumble recovered

2004 - Paul Peterson, QB, Boston College

24-33 for 236 yards, 2 TDs

2003 - Matt Schaub, QB, Virginia

20-31 for 244 yards, 1 TD

2002 - Wali Lundy, RB, Virginia

22 rushes for 127 yards, 5 catches for 76 yards, 4 TDs



ALL-TIME HEAD COACHING RESULTS

Head Coach	School	Year(s)	Record	Head Coach	School	Year(s)	Record
Chuck Amato	NC State	2005	1-0	Bronco Mendenhall	Virginia	2018	1-0
Jeff Banks	Texas A&M	2017	0-1 (interim)	Dan Mullen	Mississippi State	2015	1-0
Bret Bielema	Arkansas	2016	0-1	Will Muschamp	South Carolina	2018	0-1
John Bunting	North Carolina	2004	0-1	Tom O'Brien	NC State	2011	1-0
Dave Clawson	Wake Forest	2017	1-0		Boston College	2004	1-0
David Cutcliffe	Duke	2012	0-1	Bobby Petrino	Louisville	2014	0-1
Butch Davis	North Carolina	2008, 2009	0-2	Mark Richt	Georgia	2014	1-0
Dave Doeren	NC State	2015	0-1	Rich Rodriguez	West Virginia	2002	0-1
Randy Edsall	UConn	2007	0-1	Frank Spaziani	Boston College	2006	1-0 (interim)
Larry Fedora	North Carolina	2013	1-0	Bill Stewart	West Virginia	2008	1-0
Justin Fuente	Virginia Tech	2016, 2019	1-1	Mark Stoops	Kentucky	2019	1-0
Jim Grobe	Wake Forest	2007	1-0	Steve Stripling	Cincinnati	2012	1-0 (interim)
Al Groh	Virginia	2002, 2003	2-0	Charlie Strong	Louisville	2011	0-1
Walt Harris	Pittsburgh	2013	0-1	Dabo Swinney	Clemson	2010	0-1
Skip Holtz	South Florida	2003	1-0	Tommy Tuberville	Cincinnati	2013	0-1
Paul Johnson	Navy	2006	0-1	Dave Wannstadt	Pittsburgh	2009	1-0
Jim Leavitt	South Florida	2005	0-1				

ALL-TIME CONFERENCE & SCHOOL RESULTS

AAC	0-1	(Cincinnati 0-1)
ACC	10-7	(BC 1-0, Clemson 0-1, Duke 0-1, Louisville 0-1, North Carolina 1-3, NC State 2-1, Virginia 3-0, VT 1-1, WF 2-0)
Big East	5-5	(BC 1-0, Cincinnati 1-0, UConn 0-1, Louisville 0-1, Pitt 1-1, South Florida 1-1, West Virginia 1-1)
Ind.	0-1	(Navy 0-1)
SEC	2-3	(Arkansas 0-1, Georgia 1-0, Kentucky 1-0, Mississippi State 1-0, South Carolina 0-1, Texas A&M 0-1)

Arkansas	0-1	Georgia	1-0	NC State	2-1	Virginia Tech	1-1
Boston College	2-0	Kentucky	1-0	Pittsburgh	1-1	Wake Forest	2-0
Cincinnati	1-1	Louisville	0-2	South Carolina	0-1	West Virginia	1-1
Clemson	0-1	Mississippi State	1-0	South Florida	1-1		
UConn	0-1	Navy	0-1	Texas A&M	0-1		
Duke	0-1	North Carolina	1-3	Virginia	3-0		

